


AngBéjar

Distributed By Emdee Home



Drapery Hardware Systems

Catalog 2024

B3 Series	04
D3 Series	06
B9 Series	08
N9 Series	09
E9 Series	10
DE9 Series	11
L9 Series	12
DL9 Series	13
Components	14
C6 Series	16
C7 Series	18
M6FX Series	20
M6SX Series	22
M6DX Series	24
R1 Series	26
R2 Series	28
R3 Series	30
R5 Series	32
R6 Series	34
R7 Series	36
PS Series	38



Decorative Rails 41

Track Systems 3



Urban Collection	42
Amsterdam Collection	44
Barcelona Collection	46
Munich Collection	48
Lyon Collection	50
Berlin Collection	52
Seine Collection	54
Indigo Collection	56
Sofia Collection	58
Oxford Collection	60
Cannes Collection	62
Manhattan Collection	64
Atlas Collection	New! 66
Verona Collection	68
Liverpool Collection	70
Lenox Collection	72
Braxton Collection	74
Kiel Collection	76
Avalon Collection	78
Turin Collection	80
Brussels Collection	82
Budapest Collection	84
Dublin Collection	86
Galway Collection	88
Vienna Collection	90
Venecia Collection	92



Decorative Pole Sets 95

Acrylic & Fiberglass Batons	130
Aluminum Batons	131
Metal Batons	131
Wood Batons	131
Decorative Acrylic	131
Wood Holdbacks	132
Metal Holdbacks	132
Magnetic Tiebacks	133
Snap Tape	134
Grommets	135
Curves & Bends	136
Ripplefold Carrier Count	137

Marseille Collection	96
Paris Collection	98
Westport Collection	100
London Collection	102
Milan Collection	104
Praha Collection	106
Frankfurt Collection	109
Rio Collection	110
Oslo Collection	112
Essen Collection	114
Torino Collection	116
Beachfront Collection	118
Roma Collection	120
Toulouse Collection	122
Madrid Collection	124
Valencia Collection	126

Other Products & Services 129





Track Systems

*When European craftsmanship, sleek design and quiet performance are a **must**.* AngBéjar offers a wide range of track systems to fit every need and use.

We offer tracks for:

- Drapery Systems
- Cubicle Curtains
- Roman Shades
- Sliding Panels

Our high quality aluminum profiles can be custom curved or bent to almost any shape, giving you the functionality and aesthetic you want.

Built from quality European materials, our best-selling **B9 series** offer unparalleled lubrication and smooth movement.

Our Motorized **M6 series** features a silent motor, touch control, and the slimmest track on the motorized market.

From baton draw series to motorization, custom cuts and assembly, you are sure to find tracks that compliment your budget and décor.

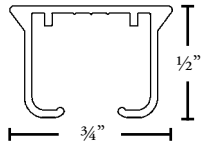
AngBéjar

B3 SERIES

BATON TRACK



PROFILE



AVAILABLE COLORS



WH

B3TR13-WH
White Track 13' 1"
B3TR16-WH
White Track 16' 4"
B3TR19-WH
White Track 19' 8"



SL



BK



BR

B3TR16-SL Silver Track 16' 4"
B3TR16-BK Black Track 16' 4"
B3TR16-BR Brown Track 16' 4"

PRODUCT INFORMATION

- Baton draw system
- Regular duty (6 lbs/ft.)
- Max length available in one piece: 236"
- Advanced aluminum extrusion
- Chromated powder coated with patented dry lubricant
- UV protected clickable carriers available
- Hassle-free installation with optional "Smart Klick" brackets
- Can be curved and bent. See p. 136
- Limited lifetime warranty

STYLES

- Pinch pleat
- Ripplefold*
- Cubicle
- FlexWave

APPLICATIONS

- Center draw
- One-way draw
- Off-center draw



Scan to Share

COMPONENTS

Carriers



KCAR01-WH
Klick Carrier



SCAR04-WH
Snap Carrier



PCAR03-WH
Pinch Pleat Carrier



BCAR04-WH
Small Ball Bearing



RCARS60-WH 60% Fullness
RCARS80-WH 80% ”
RCARS100-WH 100% ”
RCARS120-WH 120% ”
2 piece Connected Snap

Masters



KCAR02-WH
Stop Carrier



HCAR06-WH
Carrier w/SS Hook



PMAS525-WH Over R
PMAS526-WH Under L
PMAS527-WH Over L
PMAS528-WH Under R
Pinch Pleat Masters



BMS209-WH
Left Butt w/3 Snaps
BMS210-WH
Right Butt w/3 Snaps



RMAS540-WH
Right Plastic Snap Master
RMAS541-WH
Left Plastic Snap Master

Brackets



CBRA01-WH
Regular Duty Ceiling



CSPL901-WH
Ceiling Splice



CBRA02-WH
Klick On Ceiling Bracket



CBRA04-WH
C-type Ceiling Bracket
with set screw



SPL905-WH
HD Splice w/4 screws



CBRA03-WH
HD Ceiling w/Klick



WBRA03-WH
3" Wall Bracket



WBRA06-WH
6" Double Wall Bracket

Other Components



END309-WH
End Cap



END305-WH
Twist On End Stop



END307-SL
End Lock



RET308-WH
Return Plate



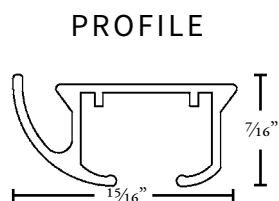
For Batons see p.130

For more information visit www.angbejar.com

D3 SERIES

BATON TRACK

FlexWave Style



AVAILABLE COLOR



D3TR16-WH
White Track 16' 4"
20 tracks/bundle

WH

PRODUCT INFORMATION

- Elegant baton draw system with curved design fascia
- Regular duty (6 lbs./ft.)
- Max length available in one piece: 196"
- Advanced aluminum extrusion
- Chromated powder coated with patented dry lubricant
- UV protected clickable carriers available
- Hassle-free installation with optional "Smart Klick" brackets
- Can be curved and bent. See p. 136
- Limited lifetime warranty

STYLES

- Pinch pleat
- Ripplefold*
- Cubicle
- FlexWave

APPLICATIONS

- Center draw
- One-way draw
- Off-center draw



Scan to Share

COMPONENTS

Carriers



KCAR01-WH
Klick Carrier



SCAR04-WH
Snap Carrier



RCARS60-WH 60% Fullness
RCARS80-WH 80% "
RCARS100-WH 100% "
RCARS120-WH 120% "
2 piece Connected Snap



BCAR04-WH
Small Ball Bearing



PCAR03-WH
Pinch Pleat Carrier



KCAR02-WH
Stop Carrier



HCAR06-WH
Carrier w/SS Hook

Masters



PMAS525-WH Over R
PMAS526-WH Under L
PMAS527-WH Over L
PMAS528-WH Under R
Pinch Pleat Masters



BMAS209-WH
Left Butt w/3 Snaps
BMAS210-WH
Right Butt w/3 Snaps



RMAS540-WH
Right Plastic Snap Master
RMAS541-WH
Left Plastic Snap Master

Brackets



CBRA01-WH
Regular Duty Ceiling



CSPL901-WH
Ceiling Splice



CBRA02-WH
Klick On Ceiling Bracket



SPL905-WH
HD Splice w/4 screws



CBRA03-WH
HD Ceiling w/Klick



WBRA03-WH
3" Wall Bracket



WBRA06-WH
6" Double Wall Bracket

Other Components



END305-WH
Twist On End Stop



END310-WH
End Cap w/Screw



WST01-WH
Wave Stop



For Batons see p.130

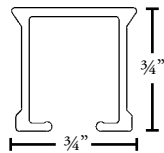
For more information visit www.angbejar.com

B9 SERIES

BATON TRACK



PROFILE



AVAILABLE COLORS



WH

B9TR12-WH
White Track 12'
B9TR14-WH
White Track 14'
B9TR16-WH
White Track 16'
B9TR20-WH
White Track 20'



SL



BR



BK

B9TR16-SL Silver Track 16'
B9TR16-BR Brown Track 16'
B9TR16-BK Black Track 16'

PRODUCT INFORMATION

- Baton draw system
- Heavy-contract duty (9 lbs/ft.)
- Max length available in one piece: 240"
- Advanced aluminum extrusion
- Chromated powder coated with patented dry lubricant
- Heavy duty ball bearing carriers for smooth operation
- Hassle-free installation with optional "Smart Klick" brackets
- Can be curved and bent. See p. 136
- Limited lifetime warranty

STYLES

- Pinch pleat
- Ripplefold*
- Cubicle
- FlexWave

APPLICATIONS


- Center draw
- One-way draw
- Off-center draw



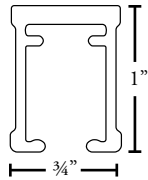
Scan to Share

N9 SERIES

BATON TRACK



PROFILE



AVAILABLE COLOR



N9TR16-WH
White Track 16'

WH

PRODUCT INFORMATION

- Baton draw system for ceiling installation
- Heavy-contract duty (9 lbs/ft.)
- Max length available in one piece: 192"
- Advanced aluminum extrusion
- Powder coated
- Heavy duty ball bearing carriers for smooth operation
- Hassle-free ceiling installation without brackets
- Cannot be curved nor bent
- Limited lifetime warranty

STYLES

- Pinch pleat
- Ripplefold*
- Cubicle
- FlexWave

APPLICATIONS

- Center draw
- One-way draw
- Off-center draw



Scan to Share

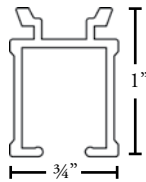
For more information visit www.angbejar.com

E9 SERIES

BATON TRACK



PROFILE



AVAILABLE COLORS



WH

E9TR12-WH
White Track 12'
E9TR14-WH
White Track 14'
E9TR16-WH
White Track 16'
E9TR18-WH
White Track 18'



SL



BK

E9TR16-SL Silver Track 16'
E9TR16-BK Black Track 16'

PRODUCT INFORMATION

- Baton draw system
- Heavy-contract duty (9 lbs/ft.)
- Max length available in one piece: 216"
- Advanced aluminum extrusion
- Chromated powder coated and lubricated
- Heavy duty ball bearing carriers for smooth operation
- Hassle-free installation with Cam Lock brackets
- Cannot be curved nor bent
- Limited lifetime warranty

STYLES

- Pinch pleat
- Ripplefold*
- Cubicle
- FlexWave

APPLICATIONS

- Center draw
- One-way draw
- Off-center draw



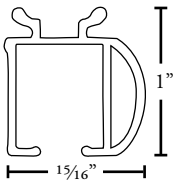
Scan to Share

DE9 SERIES

BATON TRACK



PROFILE



AVAILABLE COLORS



DE9TR16-WH
White Track 16'

WH



SL



BK

DE9TR16-SL Silver Track 16'
DE9TR16-BK Black Track 16'

PRODUCT INFORMATION

- Baton draw system with curved design fascia
- Heavy-contract duty (9 lbs/ft.)
- Max length available in one piece: 192"
- Advanced aluminum extrusion
- Chromated powder coated and lubricated
- Heavy duty ball bearing carriers for smooth operation
- Cannot be curved nor bent
- Limited lifetime warranty

STYLES

- Pinch pleat
- Ripplefold*
- Cubicle
- FlexWave

APPLICATIONS

- Center draw
- One-way draw
- Off-center draw



Scan to Share

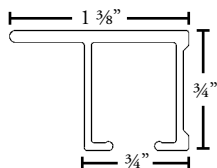
For more information visit www.angbejar.com

L9 SERIES

BATON TRACK



PROFILE




AVAILABLE COLORS



WH

L9TR12-WH
White Track 12'
L9TR14-WH
White Track 14'
L9TR16-WH
White Track 16'
L9TR18-WH
White Track 18'



SL



BK

L9TR16-SL Silver Track 16'
L9TR16-BK Black Track 16'

PRODUCT INFORMATION

- Baton draw system for ceiling installation
- Heavy-contract duty (9 lbs/ft.)
- Max length available in one piece: 216"
- Advanced aluminum extrusion
- Chromated powder coated and lubricated
- Heavy duty ball bearing carriers for smooth operation
- Hassle-free ceiling installation without brackets
- Cannot be curved nor bent
- Limited lifetime warranty

STYLES

- Pinch pleat
- Ripplefold*
- Cubicle
- FlexWave

APPLICATIONS

- Center draw
- One-way draw
- Off-center draw



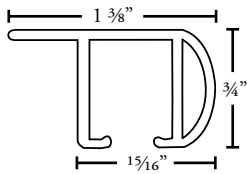
Scan to Share

DL9 SERIES

BATON TRACK



PROFILE



AVAILABLE COLORS



DL9TR16-WH
White Track 16'

WH



SL



BK

DL9TR16-SL Silver Track 16'
DL9TR16-BK Black Track 16'

PRODUCT INFORMATION

- Baton draw system with curved design fascia for ceiling installation
- Heavy-contract duty (9 lbs/ft.)
- Max length available in one piece: 192"
- Advanced aluminum extrusion
- Chromated powder coated and lubricated
- Heavy duty ball bearing carriers for smooth operation
- Hassle-free ceiling installation without brackets
- Cannot be curved nor bent
- Limited lifetime warranty

STYLES

- Pinch pleat
- Ripplefold*
- Cubicle
- FlexWave

APPLICATIONS

- Center draw
- One-way draw
- Off-center draw



Scan to Share

For more information visit www.angbejar.com

COMPONENTS FOR B9, N9, E9, DE9, L9 & DL9 SERIES

Carriers



RCARW60-WH 60% Fullness
RCARW80-WH 80% ”
RCARW100-WH 100% ”
RCARW120-WH 120% ”
 Wheeled Connected Snap



RCARS60-WH 60% Fullness
RCARS80-WH 80% ”
RCARS100-WH 100% ”
RCARS120-WH 120% ”
 2 piece Connected Snap



RCARB60-WH 60% Fullness
RCARB80-WH 80% ”
RCARB100-WH 100% ”
RCARB120-WH 120% ”
 B/B Connected Snap



SCAR04-WH
 Snap Carrier



PCAR03-WH
 Pinch Pleat Carrier



BCAR02-WH
 Slim Ball Bearing



BCAR05-WH
 Ball Bearing w/SS Hook



KCAR08-WH
 Slim Line Klick



END305-WH
 Twist On End Stop

Masters



RMAS301-WH Over R
RMAS302-WH Under L
 Ripplefold Master w/
 Snaps and Adaptor



PMAS101-WH Over R
PMAS102-WH Under L
 Pinch Pleat Master
 Multifunctional



RMAS305-WH Over R
RMAS306-WH Under L
 Ripplefold Multifunctional
 Master NO snaps



PMAS103-WH Over R
PMAS104-WH Under L
 Pinch Pleat Master for
 Stiffeners only



BMAS209-WH Left
BMAS210-WH Right
 Butt w/3 Snaps



BMAS403-WH Right
BMAS404-WH Left
 Wheeled Butt Master



BMAS401-WH Right
BMAS402-WH Left
 2-piece Butt Master



PMAS108-WH Over R
PMAS109-WH Under L
 Master to be used with
 Curves and Bends

Brackets for B9 Series



CBRA01-WH
Regular Duty Ceiling



CSPL901-WH
Ceiling Splice



CBRA02-WH
Klick On Ceiling Bracket



CBRA03-WH
HD Ceiling w/Klick



CBRA04-WH
C-type Ceiling Bracket
with set screw



SPL903-WH
HD Splice w/4 Screws



WBRA03-WH
3" Wall Bracket



WBRA06-WH
6" Double Wall Bracket

Brackets for E9 and DE9 Series



ECBR01-WH
Ceiling Bracket CamLock



EWBR03-WH
3" Wall Bracket with
metal CamLock



EWBR06-WH
6" Double Wall Bracket
with metal CamLock



SPL907-SL
Splice w/Screws

Other Components



END301-WH
End Cap w/Slide



END302-WH Right
END303-WH Left
End Cap w/Return Plate



END307-SL
End Lock



RET309-WH Left
RET310-WH Right
Plastic 2" Return



RET308-WH
Metal Return Plate

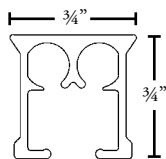
For more information visit www.angbejar.com

C6 SERIES

CORDED TRACK



PROFILE



AVAILABLE COLORS



WH

C6TR12-WH
White Track 12'
C6TR14-WH
White Track 14'
C6TR16-WH
White Track 16'
C6TR20-WH
White Track 20'



SL



BR



BK

C6TR16-SL Silver Track 16'
C6TR16-BR Brown Track 16'
C6TR16-BK Black Track 16'

PRODUCT INFORMATION

- Cord draw system
- Heavy-contract duty (6 lbs/ft.)
- Max length available in one piece: 242" (white color)
- Advanced aluminum extrusion
- Chromated powder coated with patented dry lubricant
- UV protected heavy duty clickable carriers available
- Hassle-free installation with optional "Smart Klick" brackets
- Can be curved and bent. See p. 136
- Limited lifetime warranty

STYLES

- Pinch pleat
- Ripplefold*
- FlexWave

APPLICATIONS

- Center draw
- One-way draw



Scan to Share

COMPONENTS

Carriers



PCAR03-WH
Pinch Pleat Carrier



KCAR08-WH
Slim Line Klick



BCAR04-WH
Small Ball Bearing



RCARS60-WH 60% Fullness
RCARS80-WH 80% ”
RCARS100-WH 100% ”
RCARS120-WH 120% ”
2 piece Connected Snap



END305-WH
Twist On End Stop

Masters



PMAS108-WH Over R
PMAS109-WH Under L
Cord Master to be used
with Bends and Curves



RMAS308-WH Over R
RMAS309-WH Under L
Cord Master w/Snaps



BMAS209-WH
Left Butt w/3 Snaps
BMAS210-WH
Right Butt w/3 Snaps

Brackets



CBRA01-WH
Regular Duty Ceiling



CSPL901-WH
Ceiling Splice



CBRA02-WH
Klick On Ceiling Bracket



CBRA04-WH
C-type Ceiling Bracket
with set screw



CBRA03-WH
HD Ceiling w/Klick



WBRA03-WH
3" Wall Bracket



WBRA06-WH
6" Double Wall Bracket

Other Components



SPL903-WH
HD Splice w/4 screws



C6RT01-WH
Return Insert w/ Snap



C6EN01-WH
End Pulley



C6EN02-WH Right
C6EN04-WH Left
End Pulley w/Snap



C6EN03-WH
Small End Pulley



C6CON10-WH
Cord Connector



COR01-WH
3.2mm Non-stretch Cord



CTEN01-WH
Tension Device



CTEN04-WH
Child Safety Tension
Device

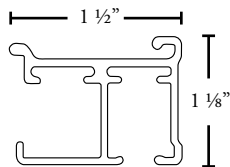
For more information visit www.angbejar.com

C7 SERIES

HEAVY DUTY CORDED TRACK



PROFILE



AVAILABLE COLORS



WH

C7TR16-WH
White Track 16'



BR



BK

C7TR16-XX
C7 Track 16'

PRODUCT INFORMATION

- Cord draw system
- Heavy-contract duty (10 lbs/ft.)
- Max length available in one piece: 192"
- Advanced aluminum extrusion
- Powder coated aluminum
- Cannot be curved nor bent
- Limited lifetime warranty

STYLES

- Pinch pleat
- Ripplefold*

APPLICATIONS

- Center draw
- One-way draw



Scan to Share

COMPONENTS

Carriers



BCAR02-WH
Slim Ball Bearing



RCARW60-WH 60% Fullness
RCARW80-WH 80% "
RCARW100-WH 100% "
RCARW120-WH 120% "
Wheeled Connected Snap

Masters



C7PMO-WH
Overlap Master for
Pinch Pleat



C7PMU-WH
Underlap Master for
Pinch Pleat



C7RMO-WH
Overlap Master for
Ripplefold

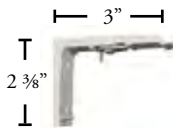


C7RMU-WH
Underlap Master for
Ripplefold

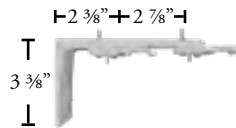
Brackets



C7CB01-WH
C7 HD Ceiling Bracket



C7WB03-WH
C7 HD Single Wall Bracket



C7WB06-WH
C7 HD Double Wall
Bracket

Other Components



COR01-WH
3.2mm Non-stretch Cord



CTEN01-WH
Tension Device




CTEN04-WH
Child Safety Tension
Device

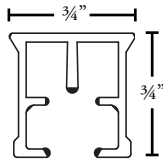
For more information visit www.angbejar.com

M6FX SERIES

MOTORIZED TRACK



PROFILE



AVAILABLE COLORS



WH

M6TR23-WH
White Track 23'



BK

M6TR19-BK
Black Track 19'

PRODUCT INFORMATION

- Ultra silent motorized system with Touch Impulse Technology.
- Automatic setting of limits
- Programmable stack-back position
- Smart radio frequency control (more control options available)
- 24 volt DC power input using "Plug & Play" 115 volt AC adaptor
- Max length available in one piece: 280"
- Chromated powder coated with patented dry lubricant
- UV protected, heavy duty clickable carriers available
- Hassle-free installation with optional "Smart Klick" brackets
- Can be curved and bent. See p. 136

STYLES

- Pinch pleat
- Ripplefold*
- FlexWave

APPLICATIONS

- Center draw
- One-way draw

MOTORS



Specifications	S	M	I
Max Weight on Straight Track	100 lbs	160 lbs	55 lbs
Max Weight on Curved Track	90 lbs	120 lbs	40 lbs
Dimensions	2.76" x 1.97" x 7.5"	2.76" x 1.97" x 9.5"	2" x 3" x 12.25"
Power Supply	External	External	Lithium iOn Battery
Sound Level	<40 dB(A)	<40 dB(A)	<40 dB(A)
Travel Speed	7" per second max	7" per second max	5.5" per second standard
Torque	1.0 Nm	1.5 Nm	1.0 Nm
Max Power	40W	65W	30W
Warranty	10 Years*	10 Years*	10 Years**
Wi-Fi Compatible	✓	✓	✓
Home Automation Compatible	✓	✓	✓
RF Communication Standard	✓	✓	✓

* Limited warranty
 ** 2-year limited warranty on battery pack

CONTROLS



RFC15-WH
RF Multi Remote 15 ch.



RFW02-WH
RF Wireless Wall Switch with 2 Channels



RFW16-WH
RF Wireless Wall Switch 15 Channels w/timer



BEXPRO-WH
Smart IP Bridge for automation




Scan to Share

Add 10% for color other than white

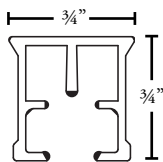
For more information visit www.angbejar.com

M6SX SERIES

MOTORIZED TRACK



PROFILE



AVAILABLE COLORS



WH

M6TR23-WH
White Track 23'



BK

M6TR19-BK Black Track 19'



SL

M6TR19-SL Silver Track 19'

PRODUCT INFORMATION

- Ultra silent motorized system with Touch Impulse Technology.
- Automatic setting of limits
- Programmable stack-back position
- Smart radio frequency control (more control options available)
- Max length available in one piece: 280"
- Chromated powder coated with patented dry lubricant
- UV protected, heavy duty clickable carriers available

- Hassle-free installation with optional "Smart Klick" brackets
- Can be curved and bent. See p. 136

STYLES

- Pinch pleat
- Ripplefold*
- FlexWave

APPLICATIONS

- Center draw
- One-way draw

MOTORS



Specifications	Ultra 35	Ultra 60	I-45
Max Weight on Straight Track	77 lbs	132 lbs	99 lbs
Max Weight on Curved Track	77 lbs	132 lbs	99 lbs
Dimensions	3.66" x 2.08" x 12.87"	3.66" x 2.08" x 12.87"	3.7" x 2.08" x 12.1"
Power Supply	120V AC 50/60 HZ	120V AC 50/60 HZ	3200 mAh battery capacity
Sound Level	< 38 dB(A) at Silent Mode	38 dB(A) at Silent Mode	< 44 dB(A)
Travel Speed	4.9" - 7.86" per second 2.95" per second in Silent Mode	4.9" - 7.86" per second 2.95" per second in Silent Mode	4.9" - 7.87" per second
Warranty	5 Years*	5 Years*	5 Years**
Wi-Fi Compatible	✓	✓	✓
Home Automation Compatible	✓	✓	✓
RF Communication Standard	✓	✓	✓

*Limited Warranty
** 2-year limited warranty on battery

CONTROLS



RCS04-WH
RTS Multi Remote
Control 4 ch.



RCS01-WH
RTS Remote
Control 1 ch.



RCS05-WH
RTS Situo Remote
Control 5 ch.



BEXPRO-WH
Smart IP Bridge
for automation



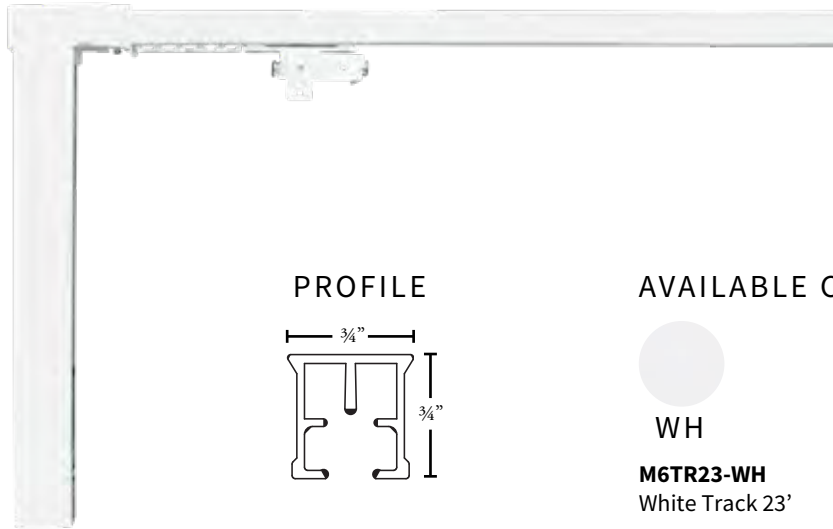
Scan to Share

Add 10% for color other than white

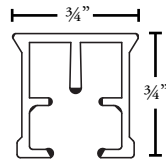
For more information visit www.angbejar.com

M6DX SERIES

MOTORIZED TRACK



PROFILE



AVAILABLE COLORS



WH

M6TR23-WH
White Track 23'



BK

M6TR19-BK
Black Track 19'

PRODUCT INFORMATION

- Ultra silent motorized system with Touch Impulse Technology.
- Automatic setting of limits
- Programmable stack-back position
- Smart radio frequency control (more control options available)
- 24 volt DC power input using "Plug & Play" 115 volt AC adaptor
- Max length available in one piece: 280"
- Chromated powder coated with patented dry lubricant
- UV protected, heavy duty clickable carriers available
- Hassle-free installation with optional "Smart Klick" brackets
- Can be curved and bent. See p. 136

STYLES

- Pinch pleat
- Ripplefold*
- FlexWave

APPLICATIONS

- Center draw
- One-way draw

MOTORS



Specifications	D1	D3-W
Max Weight on Straight Track	75 lbs	50 lbs
Max Weight on Curved Track	60 lbs	40 lbs
Dimensions	1.625" x 1.625" x 15.25"	1.625" x 1.625" x 16.625"
Power Supply	110v AC power transformer	Li-ion Battery
Sound Level	< 44 dB(A)	<44 dB(A)
Torque	1.2 Nm	1.2 Nm
Warranty	5 Years*	5 Years**
Wi-Fi Compatible	✓	✓
Home Automation Compatible	✓	✓
RF Communication Standard	✓	✓

*Limited Warranty
 ** 2-year limited warranty on battery

CONTROLS



VRF01-WH
RF 1 ch. remote



VRF15-WH
RF 15 ch. remote



VRF02-WH
Single-channel dual control



VRF03-WH
15-channel LCD emitter



BEXPRO-WH
Smart IP Bridge for automation



Scan to Share

Add 10% for color other than white

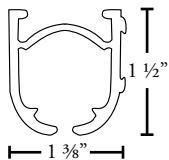
For more information visit www.angbejar.com

R1 SERIES

MANUAL SMART PULL ROMAN SHADE



PROFILE



AVAILABLE COLOR



R1TR19-WH
White Track 19'

WH

PRODUCT INFORMATION

- Elegant Roman shade lift system
- Durable and functional enclosed design
- Integrated velcro hook tape on top
- Hassle-free installation
- Easy adjustment of cord drums
- Max length available in one piece: 228"
- Advanced aluminum extrusion
- Chromated white powder coated
- Decorative pull handle available in 7 finishes
- Smart pull system child-safety compliant
- Max weight 10 lbs
- Cannot be curved nor bent
- Cannot be spliced



Scan to Share

COMPONENTS



R1COR-WH
Cord Roll Support with twist lock (no screws needed)



R1ROD16-AL
Aluminum Rod 16'



ACW19-AL
Counterweight 19'



ACW12-WH
Counterweight 12'



Smart Pull Control Unit w/ End Cap
R1CON01-WH
Right Control Max 10 lbs.
R1CON02-WH
Left Control Max 10 lbs.

Brackets



R1BRK-WH
Smart Pull Break



R1STP-WH
Smart Pull Stop



R3SWB-WH
Swivel Wall Bracket



R3KWB-WH
Klick Wall Bracket



R3KCB-WH
Klick Ceiling Bracket

Other Components



R3SCB-WH
Swivel Ceiling Bracket



R3VBR-WH
Valance Bracket



PVE13-WH
Velcro Profile w/Tape



R3VCO-WH
Valance Corners



TVE27-WH
Velcro Tape



SPN19-WH
Fiberglass Spines, 19'



SRI14-WH
Plastic Snap Ring



RRI13-CL
Plastic Ring Cord Guide



SHR73-WH
Shroud



R3LEV-CL
Shade Leveler



R1HDL-XX
Decorative Smart Pull Handle

HANDLE FINISHES AVAILABLE



WH
White



CH
Chrome



BK
Black



SS
Stainless Steel



SN
Satin Nickel



BZ
Bronze



BG
Brushed Gold

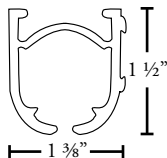
For more information visit www.angbejar.com

R2 SERIES

CRANK ROD ROMAN SHADE



PROFILE



AVAILABLE COLOR



R2TR19-WH
White Track 19'

WH

PRODUCT INFORMATION

- Elegant Roman shade lift system
- Durable and functional enclosed design
- Integrated velcro hook tape on top
- Hassle-free installation
- Easy adjustment of cord drums
- Max length available in one piece: 228"
- Advanced aluminum extrusion
- Chromated white powder coated
- 2 control ratios available:
 - a) 1:1 holds up to 10 lbs
 - b) 1:4 holds up to 20 lbs
- Custom size crank rod
- Cannot be curved nor bent
- Cannot be spliced



Scan to Share

COMPONENTS



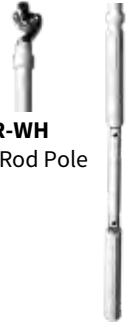
R2COR-WH
Cord Roll Support with EZ lock (no screws needed)



R2ROD16-AL
Aluminum Rod 16'



Crank System Control Unit w/ End Cap
R2CON11-WH
Ratio 1:1 up to 10 lbs.
R2CON14-WH
Ratio 1:4 up to 20 lbs.



R2CKR-WH
Crank Rod Pole

Brackets



R3SWB-WH
Swivel Wall Bracket



R3SCB-WH
Swivel Ceiling Bracket



R3KWB-WH
Klick Wall Bracket



R3KCB-WH
Klick Ceiling Bracket



R3VBR-WH
Valance Bracket

Other Components



PVE13-WH
Velcro Profile w/Tape



SPN19-WH
Fiberglass Spines, 19'



R3VCO-WH
Valance Corners



TVE27-WH
Velcro Tape



SRI14-WH
Plastic Snap Ring



RRI13-CL
Plastic Ring Cord Guide



SHR73-WH
Shroud



R3LEV-CL
Shade Leveler



ACW19-AL
Counterweight 19'



ACW12-WH
Counterweight 12'

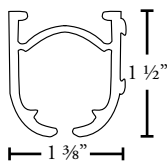
For more information visit www.angbejar.com

R3 SERIES

MANUAL ROMAN SHADE



PROFILE



AVAILABLE COLOR



R3TR19-WH
White Track 19'

WH

PRODUCT INFORMATION

- Elegant Roman shade lift system
- Durable and functional enclosed design
- Integrated velcro hook tape on top
- Hassle-free installation
- Easy adjustment of cord drums
- Max length available in one piece: 228"
- Advanced aluminum extrusion
- Chromated white powder coated
- Metal chain finishes Nickel and Bronze
- 3 control ratios available:
 - a) 1:1 holds up to 10 lbs
 - b) 1:2 holds up to 15 lbs
 - c) 1:4 holds up to 20 lbs
- Bead chain operated
- Cannot be curved nor bent
- Cannot be spliced



Scan to Share

COMPONENTS



R3COR-WH
Cord Roll Support with EZ lock (no screws needed)



R3ROD16-AL
Aluminum Rod 16'



Control Unit w/ End Cap
R3CON11-WH
Ratio 1:1 up to 10 lbs.
R3CON12-WH
Ratio 1:2 up to 15 lbs.
R3CON14-WH
Ratio 1:4 up to 20 lbs.



Plastic Endless Chain
R3PEC29-WH
R3PEC39-WH
R3PEC49-WH
R3PEC59-WH
R3PEC69-WH
R3PEC79-WH
R3PEC89-WH
R3PEC99-WH



R3SWB-WH
Swivel Wall Bracket



R3SCB-WH
Swivel Ceiling Bracket



R3KWB-WH
Klick Wall Bracket



R3KCB-WH
Klick Ceiling Bracket



PVE13-WH
Velcro Profile w/Tape



R3VBR-WH
Valance Bracket



R3VCO-WH
Valance Corners



TVE27-WH
Velcro Tape



SPN19-WH
Fiberglass Spines, 19'

Other Components



SRI14-WH
Plastic Snap Ring



RRI13-CL
Plastic Ring Cord Guide



SHR73-WH
Shroud



CTEN07-WH
EZ Clip Tension Device



CTEN05-CL
Tension Device



R3LEV-CL
Shade Leveler



ACW19-AL
Counterweight 19'



ACW12-WH
Counterweight 12'

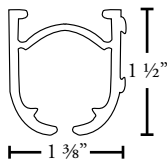
For more information visit www.angbejar.com

R5 SERIES

MOTORIZED ROMAN SHADE



PROFILE



AVAILABLE COLOR



R3TR19-WH
White Track 19'

PRODUCT INFORMATION

- Elegant Roman shade lift system
- Durable and functional enclosed design
- Integrated velcro hook tape on top
- Hassle-free installation
- Easy adjustment of cord drums
- Max length available in one piece: 228"
- Max weight 10 lbs.
- Advanced aluminum extrusion
- Chromated white powder coated
- 3 power options available:
 - a) 24v Plug-in motor
 - b) Battery wand motor
 - c) Lithium battery motor
- Cannot be curved nor bent
- Cannot be spliced




Scan to Share

MOTORS



Specifications	TL25
Max Weight	10 lbs
Dimensions	0.945" x 7.9"
Nominal Torque	0.8 Nm
Nominal Speed	30±1 rpm
Adjustable Speed	15 to 30 by increments of 1 rpm
Sound Level	< 50 dB(A)
Warranty	5 Years*
Wi-Fi Compatible	✓
Home Automation Compatible	✓
RF Communication Standard	✓
*Limited Warranty	



Specifications	V5
Max Weight	10 lbs
Dimensions	0.945" x 7.9"
Nominal Torque	0.8 Nm
Nominal Speed	30±1 rpm
Adjustable Speed	15 to 30 by increments of 1 rpm
Sound Level	< 50 dB(A)
Warranty	5 Years*
Wi-Fi Compatible	✓
Home Automation Compatible	✓
RF Communication Standard	✓
*Limited Warranty	

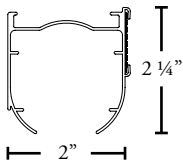
For more information visit www.angbejar.com

R6 SERIES

2 1/4" MANUAL ROMAN SHADE



PROFILE



AVAILABLE COLOR



R6TR19-WH
White Track 19'

WH

PRODUCT INFORMATION

- Elegant Roman shade lift system
- Durable and functional enclosed design
- Integrated velcro hook tape on top
- Hassle-free installation
- Easy adjustment of cord drums
- Max length available in one piece: 228"
- Advanced aluminum extrusion
- Chromated white powder coated
- 1:4 holds up to 24 lbs
- Bead chain operated
- Cannot be curved nor bent
- Cannot be spliced



Scan to Share

COMPONENTS



R6COR-WH
Cord Roll Support with EZ lock (no screws needed)



R6ROD16-AL
Aluminum Rod 16'



ACW19-AL
Counterweight 19'



Control Unit w/ End Cap
R6CON14-WH
Ratio 1:4 up to 20 lbs.



Plastic Endless Chain
R6PEC29-WH
R6PEC39-WH
R6PEC49-WH
R6PEC59-WH
R6PEC69-WH
R6PEC79-WH
R6PEC89-WH
R6PEC99-WH



R6KCB-WH
Klick Ceiling Bracket



R6KWB-WH
Klick Wall Bracket



TVE27-WH
Velcro Tape



SPN19-WH
Fiberglass Spines, 19'



R6LEV-CL
Shade Leveler



SRI14-WH
Plastic Snap Ring



RRI13-CL
Plastic Ring Cord Guide



SHR73-WH
Shroud



CTEN07-WH
EZ Clip Tension Device



CTEN05-CL
Tension Device

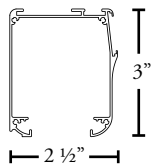
For more information visit www.angbejar.com

R7 SERIES

MOTORIZED ROMAN SHADE



PROFILE



AVAILABLE COLOR



R7TR19-WH
White Track 19'

WH

PRODUCT INFORMATION

- Elegant motorized roman shade lift system
- Integrated velcro hook tape on top
- Hassle-free installation
- Easy adjustment of cord drums
- Max length available in one piece: 228"
- Advanced aluminum extrusion
- Chromated white powder coated
- Max height 216"
- AC Tubular Motor can be hard wired
- AC Tubular Motor with built-in RF Receiver available
- Radio frequency control available
- Cannot be curved nor bent
- Cannot be spliced



Scan to Share

MOTOR



Specifications	Ultra 30 Wire-Free
Max Weight	45 lbs
Dimensions	1.73" x 25.6"
Nominal Torque	2Nm
Nominal Speed	20 rpm
Adjustable Speed	10-28 by increment of 2 rpm
Sound Level	< 42 dB(A)
Battery Type	12V 2600 mAh (built-in Lithium-ion)
Warranty	5 Years*
Wi-Fi Compatible	✓
Home Automation Compatible	✓
RF Communication Standard	✓
*Limited Warranty	

COMPONENTS



R7TUB-WH
8-Angle Tube, 19'



R7END-WH
Left & Right End Caps'



R7BRA-WH
Wall/Ceiling Bracket



R7CST-WH
Center Support



R7COR-WH
Cord Roll House & Drum



SPN19-WH
Fiberglass Rod, 19'



R3LEV-CL
Shade Leveler



ACW19-AL
Counterweight, 19'



SHR73-WH
Shroud

CONTROLS



RCS04-WH
RTS Multi Remote
Control 4 ch.



RCS01-WH
RTS Remote
Control 1 ch.



RCS05-WH
RTS Situo Remote
Control 5 ch.



BEXPRO-WH
Smart IP Bridge
for automation

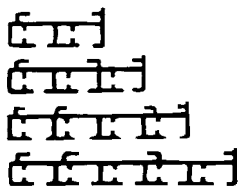
For more information visit www.angbejar.com

PS SERIES

PANEL TRACK



PROFILE



AVAILABLE COLORS



WH

- PS2TR19-WH 2-Channel White Track 19'**
- PS3TR19-WH 3-Channel White Track 19'**
- PS4TR19-WH 4-Channel White Track 19'**
- PS5TR19-WH 5-Channel White Track 19'**

PRODUCT INFORMATION

- Stylish panel track system (vertical sliding panels)
- Integrated velcro hook tape on top
- Hassle-free installation
- Max length available in one piece: 228"
- Advanced aluminum extrusion
- Chromated white powder coated
- Max fabric weight 10 lbs/panel

- Max panel width 156"
- Cannot be curved nor bent

APPLICATIONS

- Center draw
- One-way draw
- Off-center draw



Scan to Share

COMPONENTS



PSE310-WH
2-Channel End Cap
Requires End Cap Cover



PSE311-WH
3, 4 & 5-Channel End Cap
Requires End Cap Cover



PSE312-WH
2-Channel Cover for End
Cap and Pulley



PSE309-WH
3, 4 & 5-Channel Cover for
End Cap and Pulley



PSC007-WH
Wheeled Carrier



PSS202-WH
Catcher, T-Angle



PSS203-WH
Stopper, A-Angle



PSS204-WH
L End Stop



PSS209-WH
Reverse L Stop



PSB510-WH
Baton Adaptor



PSB003-SL
Swivel Ceiling Bracket for
2, 3 & 4 Channel Tracks



PSB002-WH
Klick On Ceiling Bracket
2-4 Channel
PSB005-WH
5 Channel



PSB004-WH
Wall Bracket
2, 3 & 4 Channel
PSB006-WH
5 Channel



PSV90-WH
Valance Bracket



PSV91-WH
Valance Corners



PVE13-WH
Profile w/Hook Tape



ACW19-AL
Counterweight Bar, 19'



PSS308-SL
Stationary Set Screw



TVE27-WH
Velcro Tape

For more information visit www.angbejar.com



Decorative Rails

Embracing fashion and function. AngBéjar offers over 20 unique stains, lacquers, and metal finishes. From traditional to modern, craftsman to industrial, each finish comes from the highest European quality and local artisanship.

Our decorative brackets design works perfect for large windows and long spans. The brackets grab the rail from the top, which allows gliders unfettered access across the entire bottom rail of the track. We offer custom cuts and assembly to your specifications. Whether you need center draw, one-way draw, pinch pleat, or rippled fold, AngBéjar can do it. Some collections can also be custom bent or curved.

- Shop our best-selling H-Rail *Urban Collection*. Seven different finishes, plenty of finials to choose from and our unique double brackets for pinch pleat and ripplefold* projections.
- Best Rectangle Rail - The *Avalon Collection* offers 4 gorgeous finishes for a stylish look that can be baton and cord drawn.
- Our motorized *Berlin Collection* has even more motorization options and now with the BEXPRO can work with any smart system.


AngBéjar

URBAN COLLECTION

1 1/8" DECORATIVE RAIL



AVAILABLE FINISHES



WH
White

CH
Chrome

BK
Black

SS
Stainless Steel

SN
Satin Nickel

BZ
Bronze

BG
Brushed Gold

PRODUCT INFORMATION

- Material: Aluminum
- Components materials: Aluminum/Steel
- Collection style: Classic/Modern
- Max length available in one piece: 244"
- Brackets: Recommended every 3-5 feet depending on fabric weight
- Can be curved and bent. See p. 136
- Splice not recommended for one-way draw

STYLES

- Pinch pleat
- Ripplefold*
- Cubicle
- FlexWave

APPLICATIONS

- Center draw
- One-way draw
- Off-center draw



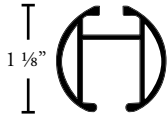
Scan to Share

COMPONENTS


Finials



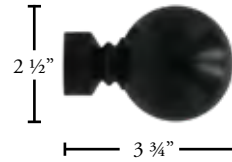
URB828-XX
Urban Rail 20'




Profile



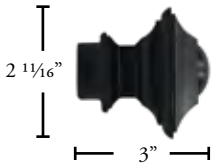
URB121-XX
End Cap Finial



URB122-XX
Lazio Ball Finial




URB123-XX
Westin Finial




URB124-XX
Zeus Finial



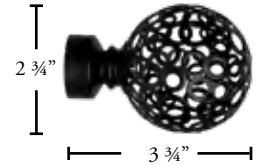
URB125-XX
Aspen Finial



URB126-XX
Naxos Finial




URB128-XX
Dixon Finial




URB129-XX
Moxy Finial


Brackets




URB130-XX
Huff Finial



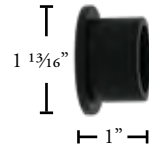
URB131-XX
Cielo Finial




URB132-XX
Hera Finial



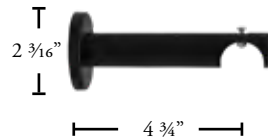
URB225-XX
Flush Ceiling Bracket



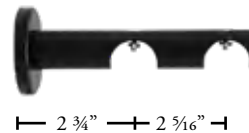
URB226-XX
Inside Mount Bracket




URB221-XX
Single Bracket



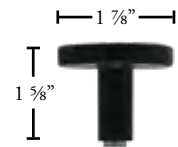
URB222-XX
Extended Single Bracket



URB224-XX
Pinch Pleat Double Bracket



URB223-XX
Ripplefold Double Bracket



URB227-XX
Ceiling Bracket



URB410-XX
Swivel Elbow



URB601-SB
Rail Splice Connector



URB605-SL
Extra Long HD Splice



For batons see p.130

AMSTERDAM COLLECTION

1 1/8" DECORATIVE RAIL



AVAILABLE FINISHES



PRODUCT INFORMATION

- Material: Aluminum
- Components materials: Aluminum/Steel
- Collection style: Classic/Modern
- Max length available in one piece: 228"
- Brackets: Recommended every 3-5 feet depending on fabric weight
- Can be curved and bent. See p. 136
- Splice not recommended for one-way draw

STYLES

- Pinch pleat
- Ripplefold*
- Cubicle
- FlexWave

APPLICATIONS

- Center draw
- One-way draw
- Off-center draw



Scan to Share

COMPONENTS

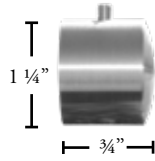
Finials



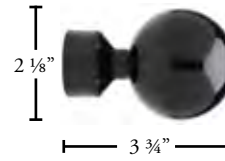
AMS828-XX
Amsterdam Rail 19'




Profile



AMS121-XX
End Cap Finial




AMS124-XX
Ball Finial




AMS125-XX
Notched Finial


Brackets



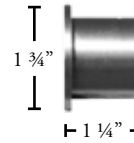
AMS221-XX
Single Bracket 3"




AMS222-XX
Extended Single Bracket



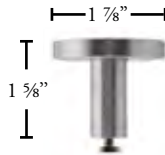
AMS223-XX
Double Bracket



AMS226-XX
Inside Mount Bracket



AMS225-XX
Flush Ceiling Bracket



AMS227-XX
Ceiling Bracket



AMS502-XX
Bracket Extension

Masters



RMAS301-WH Over R
RMAS302-WH Under L
Ripplefold Master w/
Snaps and Adaptor



PMAS101-WH Over R
PMAS102-WH Under L
Pinch Pleat Master
Multifunctional



BMAS209-WH Left
BMAS210-WH Right
Butt w/3 Snaps



BMAS401-WH Right
BMAS402-WH Left
Wheeled Butt Master



RCARS60-WH 60% Fullness
RCARS80-WH 80% "
RCARS100-WH 100% "
RCARS120-WH 120% "
2 piece Connected Snap




RCARB60-WH 60% Fullness
RCARB80-WH 80% "
RCARB100-WH 100% "
RCARB120-WH 120% "
B/B Connected Snap



BCAR02-WH
Slim Ball Bearing



END307
End Lock



AMS601-SB
Rail Connector



For batons see p.130

Other Components


For more information visit www.angbejar.com

BARCELONA COLLECTION

1 1/8" DECORATIVE FAUX WOOD RAIL



AVAILABLE FINISHES



WL
Walnut

CH
Cherry

OA
Oak

PRODUCT INFORMATION

- Material: Aluminum
- Components materials: Aluminum/Steel
- Collection style: Classic/Modern
- Max length available in one piece: 240"
- Brackets: Recommended every 3-5 feet depending on fabric weight
- Can be curved and bent. See p. 136
- Splice not recommended for one-way draw

STYLES

- Pinch pleat
- Ripplefold*
- Cubicle
- FlexWave

APPLICATIONS

- Center draw
- One-way draw
- Off-center draw

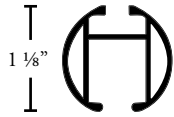


Scan to Share

COMPONENTS




BAR828-XX
Barcelona Rail 19'




Profile

Finials




BAR124-XX
Sphere Finial




BAR123-XX
End Cap Finial


Brackets




BAR221-XX
Single Bracket 3"



BAR222-XX
Extended Single Bracket



BAR223-XX
Double Bracket



BAR225-XX
Flush Ceiling Bracket

Compatible finials and brackets from Urban (p.43), Amsterdam (p.45) & Munich Collections (p.49).

Masters



RMAS301-WH Over R
RMAS302-WH Under L
Ripplefold Master w/
Snaps and Adaptor



PMAS101-WH Over R
PMAS102-WH Under L
Pinch Pleat Master
Multifunctional



BMAS209-WH Left
BMAS210-WH Right
Butt w/3 Snaps



BMAS401-WH Right
BMAS402-WH Left
Wheeled Butt Master



RCARS60-WH 60% Fullness
RCARS80-WH 80% "
RCARS100-WH 100% "
RCARS120-WH 120% "
2 piece Connected Snap

Other Components



RCARB60-WH 60% Fullness
RCARB80-WH 80% "
RCARB100-WH 100% "
RCARB120-WH 120% "
B/B Connected Snap



BCAR02-WH
Slim Ball Bearing



END307
End Lock



BAR601-SB
Rail Splice Connector




URB605-SL
Extra Long HD Splice

For more information visit www.angbejar.com

MUNICH COLLECTION

1 1/8" DECORATIVE RAIL



AVAILABLE FINISHES



PC
Polished Chrome




BN
Brushed Nickel



BG
Brushed Gold



SB
Satin Brass



BZ
Bronze



BK
Black



†BE
Beech



†OA
Oak



†WL
Walnut

PRODUCT INFORMATION

- Material: Aluminum
- Components materials: Brass/Steel
- Collection style: Classic/Modern/Contemporary
- Max length available in one piece: 228"
- Brackets: Recommended every 3-5 feet depending on fabric weight
- Can be curved and bent (PC finish excluded). See p.136
- Splice not recommended for one-way draw

STYLES

- Pinch pleat
- Ripplefold*
- Cubicle
- FlexWave

APPLICATIONS

- Center draw
- One-way draw
- Off-center draw

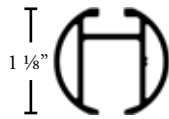


Scan to Share

COMPONENTS

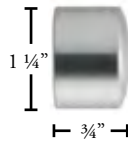


MUN828-XX
Munich Rail 19'

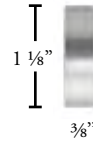


Profile

Finials



MUN121-XX
End Cap Finial

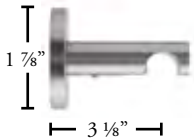


ALE137-XX
Alea Finial

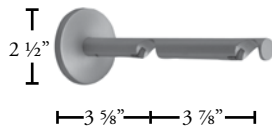
More available finials for this collection in p.51



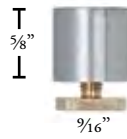
Brackets




MUN221-XX
Single Bracket



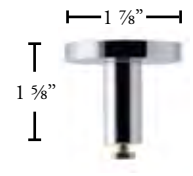
MUN223-XX
Double Bracket



MUN244-XX
Ceiling Bracket



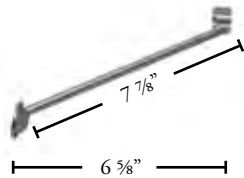
MUN225-XX
Flush Ceiling Bracket



MUN227-XX
Ceiling Bracket 2"



MUN228-XX
French Return Bracket




MUN250-XX
Bracket Support

Other Components



MUN410-XX
Swivel Elbow



MUN601-SB
Rail Connector




For batons see p.130

† Rail Only

For more information visit www.angbejar.com

LYON COLLECTION

1 1/8" DECORATIVE CORDED RAIL



AVAILABLE FINISHES



PRODUCT INFORMATION

- Material: Aluminum
- Components material: Brass
- Collection style: Modern/Contemporary
- Max length available in one piece: 233"
- Brackets: Recommended every 3-5 feet depending on fabric weight
- Recommended for light weight drapery only
- Can be curved and bent (PC finish excluded). See p. 136
- Splice not recommended for one-way draw

STYLES

- Pinch pleat
- Ripplefold*
- FlexWave

APPLICATIONS

- Center draw
- One-way draw
- Off-center draw



Scan to Share

COMPONENTS



LYO828-XX
Lyon Rail 19'7"




Profile



END121-XX
Decorative Cord Pulley


Finials also compatible with
Munich Collection (p.48) and
Berlin Collection (p.52)



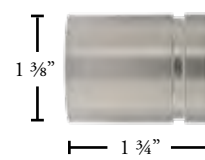
ALA124-XX
Alassio Finial



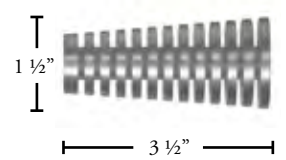
NAP126-XX
Napoli Finial*




VER127-XX
Verona Finial*



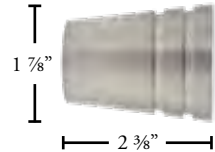
TER133-XX
Terra Finial*




ISC125-XX
Ischia Finial*



TAH134-XX
Tahoe Finial*



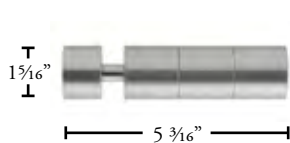
ZEN135-XX
Zena Finial*



EDI136-XX
Edil Finial*



ROM129-XX
Roma Finial*

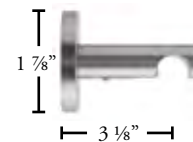


PES123-XX
Pescara Finial




ARD131-XX
Ardea Finial*
ASO132-XX
Socket for Ardea Finial

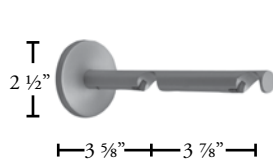
Brackets




LYO221-XX
Single Bracket




LYO222-XX
Extended Single Bracket



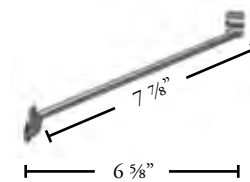
LYO221-XX
Single Bracket



LYO222-XX
Extended Single Bracket



LYO223-XX
Double Bracket




LYO250-XX
Bracket Support

* Not available in Brushed Gold finish.

For more information visit www.angbejar.com

BERLIN COLLECTION

1 1/8" MOTORIZED DECORATIVE METAL



AVAILABLE FINISHES



PC
Polished Chrome

BN
Brushed Nickel

BG
Brushed Gold

BK
Black

SG
Satin Gold

Available finials for this collection in p.51

PRODUCT INFORMATION

- Material: Aluminum
- Collection style: Modern/Contemporary
- Max length available in one piece: 240"
- Brackets: Recommended every 3-5 feet depending on fabric weight
- Can be curved and bent (PC finish excluded). See p. 136
- Splice not recommended for one-way draw

STYLES

- Pinch pleat
- Ripplefold*
- FlexWave

APPLICATIONS

- Center draw
- One-way draw
- Off-center draw



Scan to Share

MOTORS



Specifications	S	M	I
Max Weight on Straight Track	100 lbs	160 lbs	55 lbs
Max Weight on Curved Track	90 lbs	120 lbs	40 lbs
Dimensions	2.76" x 1.97" x 7.5"	2.76" x 1.97" x 9.5"	2" x 3" x 12.25"
Power Supply	External	External	Lithium iOn Battery
Sound Level	<40 dB(A)	<40 dB(A)	<40 dB(A)
Travel Speed	7" per second max	7" per second max	5.5" per second standard
Torque	1.0 Nm	1.5 Nm	1.0 Nm
Max Power	40W	65W	30W
Warranty	10 Years*	10 Years*	10 Years**
Wi-Fi Compatible	✓	✓	✓
Home Automation Compatible	✓	✓	✓
RF Communication Standard	✓	✓	✓

* Limited warranty

** 2-year limited warranty on battery pack



Specifications	Ultra 35	Ultra 60	I-45
Max Weight on Straight Track	77 lbs	132 lbs	99 lbs
Max Weight on Curved Track	77 lbs	132 lbs	99 lbs
Dimensions	3.66" x 2.08" x 12.87"	3.66" x 2.08" x 12.87"	3.7" x 2.08" x 12.1"
Power Supply	120V AC 50/60 HZ	120V AC 50/60 HZ	3200 mAh battery capacity
Sound Level	< 38 dB(A) at Silent Mode	38 dB(A) at Silent Mode	< 44 dB(A)
Travel Speed	4.9" - 7.86" per second 2.95" per second in Silent Mode	4.9" - 7.86" per second 2.95" per second in Silent Mode	4.9" - 7.87" per second
Warranty	5 Years*	5 Years*	5 Years**
Wi-Fi Compatible	✓	✓	✓
Home Automation Compatible	✓	✓	✓
RF Communication Standard	✓	✓	✓

* Limited Warranty

** 2-year limited warranty on battery


For more information visit www.angbejar.com

SEINE COLLECTION

1 1/8" DECORATIVE MOTORIZED RAIL



AVAILABLE FINISHES



SL
Silver



GT
Graphite



AB
Antique Bronze

PRODUCT INFORMATION

- Material: Aluminum/Steel
- Components material: Aluminum/Steel
- Collection style: Modern/Contemporary
- Max length available in one piece: 233"
- Brackets: Recommended every 3-5 feet depending on fabric weight
- Can be curved and bent. See p. 136
- Splice not recommended for one-way draw

STYLES

- Pinch pleat
- Ripplefold*
- FlexWave

APPLICATIONS

- Center draw
- One-way draw
- Off-center draw



Scan to Share

MOTORS



Specifications	S	M	I
Max Weight on Straight Track	100 lbs	160 lbs	55 lbs
Max Weight on Curved Track	90 lbs	120 lbs	40 lbs
Dimensions	2.76" x 1.97" x 7.5"	2.76" x 1.97" x 9.5"	2" x 3" x 12.25"
Power Supply	External	External	Lithium iOn Battery
Sound Level	<40 dB(A)	<40 dB(A)	<40 dB(A)
Travel Speed	7" per second max	7" per second max	5.5" per second standard
Torque	1.0 Nm	1.5 Nm	1.0 Nm
Max Power	40W	65W	30W
Warranty	10 Years*	10 Years*	10 Years**
Wi-Fi Compatible	✓	✓	✓
Home Automation Compatible	✓	✓	✓
RF Communication Standard	✓	✓	✓

* Limited warranty

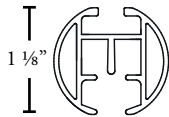
** 2-year limited warranty on battery pack

COMPONENTS

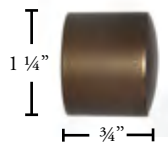
Finials



SEI828-XX
Seine Rail 19' 7"



Profile



SEI121-XX
End Cap Finial

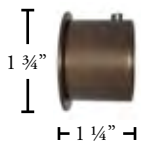


SEI124-XX
Ball Finial




SEI125-XX
Notched Finial

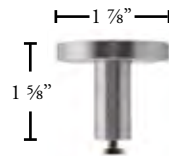
Brackets



SEI226-XX
Inside Mount Bracket



SEI222-XX
Extended Single Bracket



SEI227-XX
Ceiling Bracket



SEI225-XX
Flush Ceiling Bracket

INDIGO COLLECTION

1 3/16" DECORATIVE OVAL RAIL



AVAILABLE FINISHES



PRODUCT INFORMATION

- Material: Aluminum
- Components materials: Aluminum/Steel
- Collection style: Classic/Modern
- Max length available in one piece: 228"
- Brackets: Recommended every 3-5 feet depending on fabric weight
- Cannot be curved nor bent
- Splice not recommended for one-way draw
- Led light strip can be added

STYLES

- Pinch pleat
- Ripplefold*
- Cubicle
- FlexWave

APPLICATIONS

- Center draw
- One-way draw
- Off-center draw

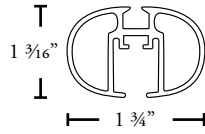


Scan to Share

COMPONENTS



IND830-XX
Indigo Rail 19' 8"



Profile

Finial



IND131-XX
End Cap Finial

Brackets



IND231-XX
Curved Bracket



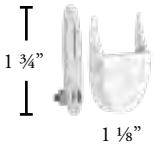
IND232-XX
Extended Curved Bracket



IND233-XX
Rectangular Wall Bracket



IND234-XX
Extended Rectangular Bracket



IND235-XX
Ceiling Bracket with
Magnetic Cover

Masters



PMAS108-WH Over R
PMAS109-WH Under L
Cord Master to be used
with Bends and Curves



RMAS308-WH Over R
RMAS309-WH Under L
Cord Master w/Snaps



BMAS209-WH
Left Butt w/3 Snaps
BMAS210-WH
Right Butt w/3 Snaps

Other Components




BCAR04-WH
Small Ball Bearing



RCARS60-WH 60% Fullness
RCARS80-WH 80% "
RCARS100-WH 100% "
RCARS120-WH 120% "
2 piece Connected Snap



END307
End Lock



IND601-SB
Rail Connector



For batons see p.130

For more information visit www.angbejar.com

SOFIA COLLECTION

1 3/8" DECORATIVE ROUND RAIL



AVAILABLE FINISHES



BK
Black



BZ
Bronze



AL
Aluminum

PRODUCT INFORMATION

- Material: Aluminum
- Components materials: Aluminum/Steel
- Collection style: Modern/Contemporary
- Max length available in one piece: 196"
- Brackets: Recommended every 3-5 feet depending on fabric weight
- Can be corded
- Cannot be curved nor bent
- Splice not recommended for one-way draw

STYLES

- Pinch pleat
- Ripplefold*
- FlexWave

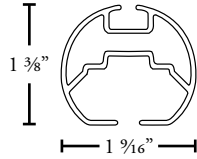
APPLICATIONS

- Center draw
- One-way draw
- Off-center draw

COMPONENTS



SOF840-XX
Sofia Rail 16'4"



Profile

Finial



SOF141-SS
Sofia End Cap

Brackets



SOF251-SS
Single Wall Bracket



SOF250-SS
Bracket Adaptor



SOF255-SS
Ceiling Bracket

Other Components



RCARS60-WH 60% Fullness
RCARS80-WH 80% "
RCARS100-WH 100% "
RCARS120-WH 120% "
 2 piece Connected Snap




BCAR02-WH
Slim Ball Bearing



RMAS301-WH Over R
RMAS302-WH Under L
 Ripplefold Master w/
 Snaps and Adaptor



PMAS101-WH Over R
PMAS102-WH Under L
 Pinch Pleat Master
 Multifunctional



SOF601-SS
Decorative Splice




Scan to Share

For more information visit www.angbejar.com

OXFORD COLLECTION

1 3/8" DECORATIVE RAIL



AVAILABLE FINISHES



BN
Brushed Nickel



PL
Platinum



BBK
Brushed Black

PRODUCT INFORMATION

- Material: Aluminum
- Components materials: Aluminum/Steel
- Collection style: Classic/Modern
- Max length available in one piece: 120"
- Brackets: Recommended every 3-5 feet depending on fabric weight
- Cannot be curved nor bent
- Splice not recommended for one-way draw

STYLES

- Pinch pleat
- Ripplefold*
- Cubicle
- FlexWave



Scan to Share

APPLICATIONS

- Center draw
- One-way draw
- Off-center draw

COMPONENTS



OXF828-XX
Oxford Rail 10'



Profile

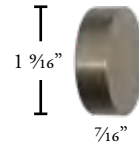
Finials



OXF121-BBK
End Cap Finial

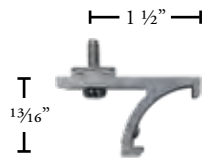


OXF121-PL
End Cap Finial

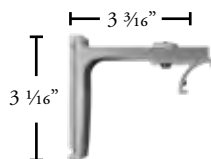


OXF121-BN
End Cap Finial

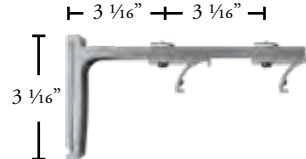
Brackets



OXF221-XX
Ceiling Bracket



OXF222-XX
Single Wall Bracket



OXF223-XX
Double Wall Bracket

Masters



RMAS301-WH Over R
RMAS302-WH Under L
Ripplefold Master w/
Snaps and Adaptor



PMAS101-WH Over R
PMAS102-WH Under L
Pinch Pleat Master
Multifunctional



BMAS209-WH Left
BMAS210-WH Right
Butt w/3 Snaps

Other Components



RCARS60-WH 60% Fullness
RCARS80-WH 80% "
RCARS100-WH 100% "
RCARS120-WH 120% "
2 piece Connected Snap



BCAR02-WH
Slim Ball Bearing



END307
End Lock




For batons see p.130

For more information visit www.angbejar.com

CANNES COLLECTION

1 1/4" DECORATIVE RAIL



AVAILABLE FINISH



WH
White

PRODUCT INFORMATION

- Material: Aluminum/Wood
- Components materials: Aluminum/Steel
- Collection style: Classic/Modern
- Max length available in one piece: 120"
- Brackets: Recommended every 3-5 feet depending on fabric weight
- Cannot be curved nor bent
- Splice not recommended for one-way draw

STYLES

- Pinch pleat
- Ripplefold*
- Cubicle
- FlexWave

APPLICATIONS

- Center draw
- One-way draw
- Off-center draw



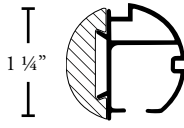
Scan to Share

COMPONENTS

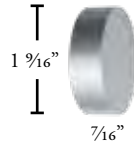
Finials



CAN828-XX
Cannes Rail 10'



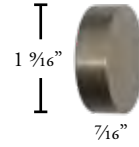
Profile



CAN121-XX
End Cap Finial

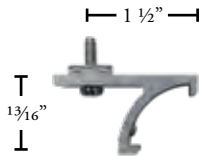


CAN122-BBK
End Cap Finial

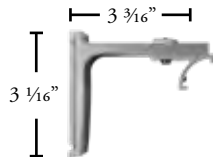


CAN122-BN
End Cap Finial

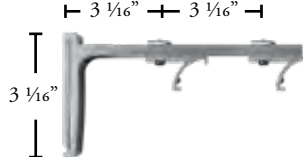
Brackets



CAN221-XX
Ceiling Bracket



CAN222-XX
Single Wall Bracket



CAN223-XX
Double Wall Bracket

Masters



RMAS301-WH Over R
RMAS302-WH Under L
Ripplefold Master w/
Snaps and Adaptor



PMAS101-WH Over R
PMAS102-WH Under L
Pinch Pleat Master
Multifunctional



BMAS209-WH Left
BMAS210-WH Right
Butt w/3 Snaps

Other Components



RCARS60-WH 60% Fullness
RCARS80-WH 80% "
RCARS100-WH 100% "
RCARS120-WH 120% "
2 piece Connected Snap



BCAR02-WH
Slim Ball Bearing



END307
End Lock




For batons see p.130

For more information visit www.angbejar.com

MANHATTAN COLLECTION

1 3/8" DECORATIVE MOTORIZED ROUND



AVAILABLE FINISHES



PRODUCT INFORMATION

- Material: Aluminum
- Components materials: Aluminum/Steel
- Collection style: Classic/Modern
- Max length available in one piece: 228"
- Brackets: Recommended every 3-5 feet depending on fabric weight

- Cannot be curved nor bent
- Splice not recommended for one-way draw

STYLES

- Pinch pleat
- Ripplefold*
- FlexWave

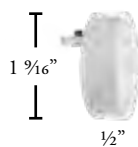
APPLICATIONS

- Center draw
- One-way draw
- Off-center draw

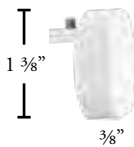
COMPONENTS



MTN835-XX
Manhattan Rail 19'
BA and BG finishes Rail 13'



End Cap Finial



Flushed End Cap Finial



Scan to Share

MOTORS



Specifications	Ultra 35	Ultra 60	I-45
Max Weight on Straight Track	77 lbs	132 lbs	99 lbs
Max Weight on Curved Track	77 lbs	132 lbs	99 lbs
Dimensions	3.66" x 2.08" x 12.87"	3.66" x 2.08" x 12.87"	3.7" x 2.08" x 12.1"
Power Supply	120V AC 50/60 HZ	120V AC 50/60 HZ	3200 mAh battery capacity
Sound Level	< 38 dB(A) at Silent Mode	38 dB(A) at Silent Mode	< 44 dB(A)
Travel Speed	4.9" - 7.86" per second 2.95" per second in Silent Mode	4.9" - 7.86" per second 2.95" per second in Silent Mode	4.9" - 7.87" per second
Warranty	5 Years*	5 Years*	5 Years**
Wi-Fi Compatible	✓	✓	✓
Home Automation Compatible	✓	✓	✓
RF Communication Standard	✓	✓	✓
*Limited Warranty ** 2-year limited warranty on battery			



Specifications	D1	D3-W
Max Weight on Straight Track	75 lbs	50 lbs
Max Weight on Curved Track	60 lbs	40 lbs
Dimensions	1.625" x 1.625" x 15.25"	1.625" x 1.625" x 16.625"
Power Supply	110v AC power transformer	Li-ion Battery
Sound Level	< 44 dB(A)	<44 dB(A)
Torque	1.2 Nm	1.2 Nm
Warranty	5 Years*	5 Years**
Wi-Fi Compatible	✓	✓
Home Automation Compatible	✓	✓
RF Communication Standard	✓	✓
*Limited Warranty ** 2-year limited warranty on battery		

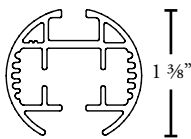
For more information visit www.angbejar.com

ATLAS COLLECTION

1 3/8" MOTORIZED DECORATIVE METAL



PROFILE



AVAILABLE FINISHES



BK
Black



BN
Brushed Nickel



WG
Wild Gold



MB
Mocha Bronze



SG
Slate Gray



WH
White

Available finials for this collection in p.111

PRODUCT INFORMATION

- Material: Aluminum/Brass
- Collection style: Modern/Contemporary
- Max length available in one piece: 240"
- Brackets: Recommended every 3-5 feet depending on fabric weight
- Cannot be curved nor bent
- Splice not recommended for one-way draw

STYLES

- Pinch pleat
- EZWave

APPLICATIONS

- Center draw
- One-way draw
- Off-center draw



Scan to Share

MOTORS



Specifications	Ultra 35	Ultra 60	I-45
Max Weight on Straight Track	77 lbs	132 lbs	99 lbs
Max Weight on Curved Track	77 lbs	132 lbs	99 lbs
Dimensions	3.66" x 2.08" x 12.87"	3.66" x 2.08" x 12.87"	3.7" x 2.08" x 12.1"
Power Supply	120V AC 50/60 HZ	120V AC 50/60 HZ	3200 mAh battery capacity
Sound Level	< 38 dB(A) at Silent Mode	38 dB(A) at Silent Mode	< 44 dB(A)
Travel Speed	4.9" - 7.86" per second 2.95" per second in Silent Mode	4.9" - 7.86" per second 2.95" per second in Silent Mode	4.9" - 7.87" per second
Warranty	5 Years*	5 Years*	5 Years**
Wi-Fi Compatible	✓	✓	✓
Home Automation Compatible	✓	✓	✓
RF Communication Standard	✓	✓	✓

*Limited Warranty


** 2-year limited warranty on battery



For more information visit www.angbejar.com

VERONA COLLECTION

1 3/8" DECORATIVE SQUARE RAIL



AVAILABLE FINISHES



WH
White

SL
Silver

ES
Espresso

PRODUCT INFORMATION

- Material: Aluminum/Wood
- Components materials: Aluminum/Steel
- Collection style: Classic/Modern
- Max length available in one piece: 96"
- Brackets: Recommended every 3-5 feet depending on fabric weight
- Splice not recommended for one-way draw

STYLES

- Pinch pleat
- Ripplefold*
- Cubicle
- FlexWave

APPLICATIONS

- Center draw
- One-way draw
- Off-center draw



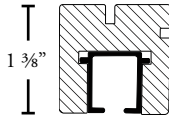
Scan to Share

COMPONENTS


Finial



VER828-XX
Verona Rail 8'

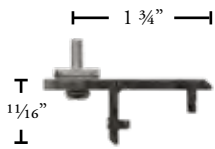


Profile

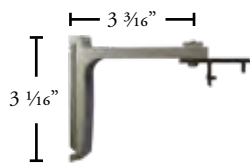


VER121-SS
End Cap Finial. Stainless
Steel finish only.

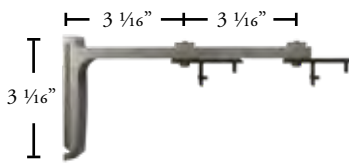
Brackets



VER221-XX
Ceiling Bracket



VER222-XX
Single Wall Bracket



VER223-XX
Double Wall Bracket

Masters



RMAS301-WH Over R
RMAS302-WH Under L
Ripplefold Master w/
Snaps and Adaptor



PMAS101-WH Over R
PMAS102-WH Under L
Pinch Pleat Master
Multifunctional



BMAS209-WH Left
BMAS210-WH Right
Butt w/3 Snaps

Other Components



RCARS60-WH 60% Fullness
RCARS80-WH 80% "
RCARS100-WH 100% "
RCARS120-WH 120% "
2 piece Connected Snap



BCAR02-WH
Slim Ball Bearing



END307
End Lock



For batons see p.130

For more information visit www.angbejar.com

LIVERPOOL COLLECTION

DECORATIVE SQUARE RAIL




AVAILABLE FINISHES



BK
Black



PC
Polished Chrome



BN
Brushed Nickel

PRODUCT INFORMATION

- Material: Aluminum
- Components material: Brass/Aluminum
- Collection style: Modern/Contemporary
- Max length available in one piece: 228"
- Brackets: Recommended every 3-5 feet depending on fabric weight
- Cannot be curved nor bent
- Splice not recommended for one-way draw

STYLES

- Pinch pleat
- Ripplefold*
- Cubicle
- FlexWave

APPLICATIONS

- Center draw
- One-way draw
- Off-center draw

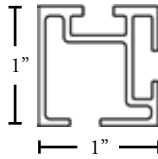


Scan to Share

COMPONENTS

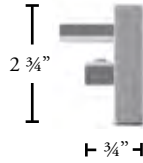


LIV838-XX
Liverpool Rail 19.7'




Profile

Finial




LIV141-SS
End Cap Finial

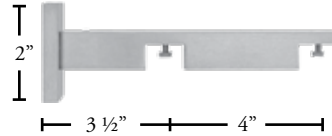
Brackets




LIV255-SS
Flush Ceiling Bracket



LIV241-SS
Wall Bracket



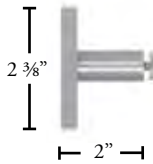
LIV243-SS
Double Wall Bracket



LIV250-SS
Bracket Extension



LIV244-SS
Ceiling Bracket



LIV227-SS
Hidden Wall Bracket



RMAS301-WH Over R
RMAS302-WH Under L
Ripplefold Master w/Snaps
and Adaptor



PMAS101-WH Over R
PMAS102-WH Under L
Pinch Pleat Master
Multifunctional



BMAS209-WH Left
BMAS210-WH Right
Butt w/3 Snaps

Other Components



LIV601-SB
Rail Connector



BCAR02-WH
Slim Ball Bearing



END306-WH
End Stop



RCARS60-WH 60% Fullness
RCARS80-WH 80% "
RCARS100-WH 100% "
RCARS120-WH 120% "
2 piece Connected Snap



RCARB60-WH 60% Fullness
RCARB80-WH 80% "
RCARB100-WH 100% "
RCARB120-WH 120% "
B/B Connected Snap

For more information visit www.angbejar.com

LENOX COLLECTION

1 3/16" DECORATIVE RECTANGULAR RAIL



AVAILABLE FINISHES



PRODUCT INFORMATION

- Material: Aluminum
- Components materials: Aluminum/Steel
- Collection style: Contemporary/Modern
- Max length available in one piece: 228"
- Brackets: Recommended every 3-5 feet depending on fabric weight
- Cannot be curved nor bent
- Splice not recommended for one-way draw
- For motorized version see p.74

STYLES

- Pinch pleat
- Ripplefold*
- Cubicle
- FlexWave

APPLICATIONS

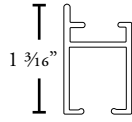
- Center draw
- One-way draw
- Off-center draw

COMPONENTS

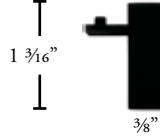
Finial



LEN830-XX
Lenox Rail 19'
*Brushed Aluminum and
Brushed Gold Finishes 13'

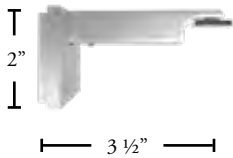


Profile



LEN131-XX
Flushed End Cap Finial

Brackets



LEN231-XX
Single Wall Bracket



LEN235-XX
Ceiling Bracket

Masters



RMAS301-WH Over R
RMAS302-WH Under L
Ripplefold Master w/
Snaps and Adaptor



PMAS101-WH Over R
PMAS102-WH Under L
Pinch Pleat Master
Multifunctional



BMAS209-WH Left
BMAS210-WH Right
Butt w/3 Snaps

Other Components



RCARS60-WH 60% Fullness
RCARS80-WH 80% “
RCARS100-WH 100% “
RCARS120-WH 120% “
2 piece Connected Snap



RCARB60-WH 60% Fullness
RCARB80-WH 80% ”
RCARB100-WH 100% ”
RCARB120-WH 120% ”
B/B Connected Snap



BCAR02-WH
Slim Ball Bearing



END307
End Lock



For batons see p.130




Scan to Share

For more information visit www.angbejar.com

BRAXTON COLLECTION

1 1/4" DECORATIVE MOTORIZED RECTANGULAR



AVAILABLE FINISHES



PRODUCT INFORMATION

- Material: Aluminum
- Components materials: Aluminum/Steel
- Collection style: Modern/Contemporary
- Max length available in one piece: 228"
- Brackets: Recommended every 3-5 feet depending on fabric weight
- Splice not recommended for one-way draw

STYLES

- Pinch pleat
- Ripplefold*
- FlexWave

APPLICATIONS

- Center draw
- One-way draw
- Off-center draw

COMPONENTS



BXT832-XX
Braxton Rail 19'
BA and BG finishes rail 13'



Flushed End Cap Finial



Scan to Share

MOTORS



Specifications	Ultra 35	Ultra 60	I-45
Max Weight on Straight Track	77 lbs	132 lbs	99 lbs
Max Weight on Curved Track	77 lbs	132 lbs	99 lbs
Dimensions	3.66" x 2.08" x 12.87"	3.66" x 2.08" x 12.87"	3.7" x 2.08" x 12.1"
Power Supply	120V AC 50/60 HZ	120V AC 50/60 HZ	3200 mAh battery capacity
Sound Level	< 38 dB(A) at Silent Mode	38 dB(A) at Silent Mode	< 44 dB(A)
Travel Speed	4.9" - 7.86" per second 2.95" per second in Silent Mode	4.9" - 7.86" per second 2.95" per second in Silent Mode	4.9" - 7.87" per second
Warranty	5 Years*	5 Years*	5 Years**
Wi-Fi Compatible	✓	✓	✓
Home Automation Compatible	✓	✓	✓
RF Communication Standard	✓	✓	✓
*Limited Warranty ** 2-year limited warranty on battery			



Specifications	D1	D3-W
Max Weight on Straight Track	75 lbs	50 lbs
Max Weight on Curved Track	60 lbs	40 lbs
Dimensions	1.625" x 1.625" x 15.25"	1.625" x 1.625" x 16.625"
Power Supply	110v AC power transformer	Li-ion Battery
Sound Level	< 44 dB(A)	<44 dB(A)
Torque	1.2 Nm	1.2 Nm
Warranty	5 Years*	5 Years**
Wi-Fi Compatible	✓	✓
Home Automation Compatible	✓	✓
RF Communication Standard	✓	✓
*Limited Warranty ** 2-year limited warranty on battery		

For more information visit www.angbejar.com

KIEL COLLECTION

1 5/8" DECORATIVE FLAT RAIL




AVAILABLE FINISHES



BK
Black



PC
Polished Chrome



SN
Satin Nickel

PRODUCT INFORMATION

- Material: Aluminum
- Components material: Brass
- Collection style: Modern/Contemporary
- Max length available in one piece: 228"
- Brackets: Recommended every 3-5 feet depending on fabric weight
- Cannot be curved nor bent
- Splice not recommended for one-way draw

STYLES

- Pinch pleat
- Ripplefold*
- Cubicle
- FlexWave

APPLICATIONS

- Center draw
- One-way draw
- Off-center draw



Scan to Share

COMPONENTS


Finials



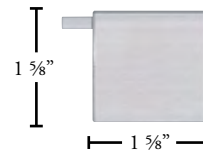
KIE840-XX
Kiel Rectangular Rail 19.7'



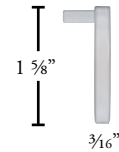
Profile



KIE143-XX
Square Finial w/spacer




KIE142-XX
Square Finial

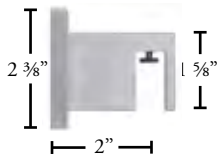


KIE141-XX
End Cap Finial


Brackets



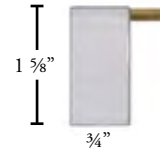
KIE242-XX
Single Wall Bracket




KIE241-XX
Single Wall Bracket



KIE243-XX
Double Wall Bracket



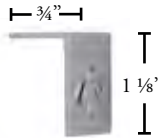
KIE247-XX
Inside Mount Bracket



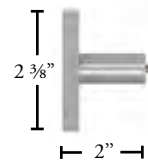
KIE244-XX
Ceiling Bracket



KIE246-AL
Ceiling Bracket



KIE248-AL
Flush Ceiling Bracket



KIE245-XX
Invisible Wall Bracket



KIE601-SB
Rail Connector

Other Components



RCARS60-WH 60% Fullness
RCARS80-WH 80% "
RCARS100-WH 100% "
RCARS120-WH 120% "
2 piece Connected Snap



BCAR02-WH
Slim Ball Bearing



END306-WH
End Stop



KMAS230-WH
Plastic Overlap Master
for Pinch Pleat or
Ripplefold



KMAS240-WH
Plastic Underlap Mas-
ter for Pinch Pleat or
Ripplefold


For more information visit www.angbejar.com

AVALON COLLECTION

2" DECORATIVE RAIL



AVAILABLE FINISHES



WH
White

CH
Chrome

BK
Black

SS
Stainless Steel

SN
Satin Nickel

BZ
Bronze

BG
Brushed Gold

WL
Walnut

OA
Oak

PRODUCT INFORMATION

- Material: Aluminum
- Components materials: Aluminum/Steel
- Collection style: Classic/Modern
- Max length available in one piece: 244"
- Brackets: Recommended every 3-5 feet depending on fabric weight
- Can be corded
- Cannot be curved nor bent
- Splice not recommended for one-way draw

STYLES

- Pinch pleat
- Ripplefold*
- Cubicle
- FlexWave

APPLICATIONS

- Center draw
- One-way draw
- Off-center draw

COMPONENTS

Finials




AVA850-XX
Avalon Rail 20'
\$35.72/ft.
\$54.65/ft. -OA, -WL



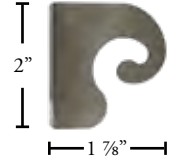
Profile



AVA151-XX
Sage Finial




AVA152-XX
Eden Finial

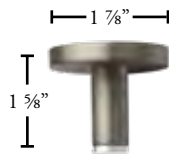


AVA153-XX
Ness Finial


Brackets



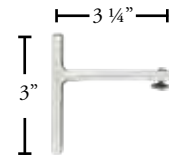
AVA150-XX
End Cap Finial




AVA227-XX
Ceiling Bracket



AVA228-XX
Invisible Wall Bracket




AVA221-XX
Single Wall Bracket



AVA223-XX
Double Wall Bracket

Other Components



AVA225-XX
Flush Ceiling Bracket



AVA455-XX
90° Corner Connector



AVA602-SL
Small Mounting Block



AVA601-SB
Rail Splice Connector



AVA605-SL
Extra Long HD Splice




Scan to Share

For more information visit www.angbejar.com

TURIN COLLECTION

2" DECORATIVE RAIL



AVAILABLE FINISHES



PL
Platinum



BN
Brushed Nickel

PRODUCT INFORMATION

- Material: Aluminum
- Components materials: Aluminum/Steel
- Collection style: Classic/Modern
- Max length available in one piece: 120"
- Brackets: Recommended every 3-5 feet depending on fabric weight
- Splice not recommended for one-way draw

STYLES

- Pinch pleat
- Ripplefold*
- Cubicle
- FlexWave

APPLICATIONS

- Center draw
- One-way draw
- Off-center draw



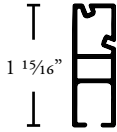
Scan to Share

COMPONENTS

Finials



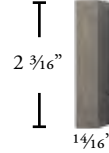
TUR828-XX
Turin Rail 10'



Profile

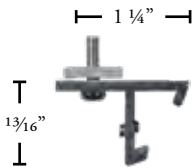


TUR121-PL
End Cap Finial

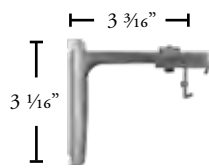


TUR121-BN
End Cap Finial

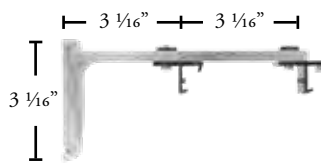
Brackets



TUR221-XX
Ceiling Bracket



TUR222-XX
Single Wall Bracket



TUR223-XX
Double Wall Bracket

Masters



RMAS301-WH Over R
RMAS302-WH Under L
Ripplefold Master w/
Snaps and Adaptor



PMAS101-WH Over R
PMAS102-WH Under L
Pinch Pleat Master
Multifunctional



BMAS209-WH Left
BMAS210-WH Right
Butt w/3 Snaps



BMAS401-WH Right
BMAS402-WH Left
Wheeled Butt Master

Other Components



RCARS60-WH 60% Fullness
RCARS80-WH 80% "
RCARS100-WH 100% "
RCARS120-WH 120% "
2 piece Connected Snap



RCARB60-WH 60% Fullness
RCARB80-WH 80% "
RCARB100-WH 100% "
RCARB120-WH 120% "
B/B Connected Snap



BCAR02-WH
Slim Ball Bearing



END307
End Lock




For batons see p.130


For more information visit www.angbejar.com

BRUSSELS COLLECTION

2" DECORATIVE RAIL



AVAILABLE FINISHES



WH
White

WW
White Wave

BK
Black

GW
Granite Wave

SL
Silver

PRODUCT INFORMATION

- Material: Aluminum/Wood
- Components materials: Aluminum/Steel
- Collection style: Classic/Modern
- Max length available in one piece: 96"
- Brackets: Recommended every 3-5 feet depending on fabric weight
- Splice not recommended for one-way draw

STYLES

- Pinch pleat
- Ripplefold*
- Cubicle
- FlexWave

APPLICATIONS

- Center draw
- One-way draw
- Off-center draw

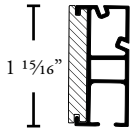


Scan to Share

COMPONENTS




BRU828-XX
Brussels Rail 8'



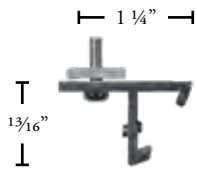
Profile

Finial

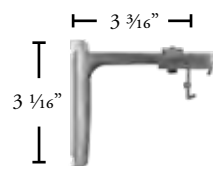


BRU121-XX
End Cap Finial

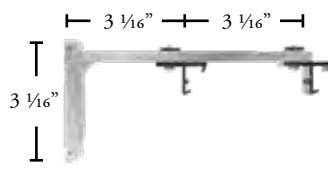
Brackets



BRU221-XX
Ceiling Bracket



BRU222-XX
Single Wall Bracket



BRU223-XX
Double Wall Bracket

Masters



RMAS301-WH Over R
RMAS302-WH Under L
Ripplefold Master w/
Snaps and Adaptor



PMAS101-WH Over R
PMAS102-WH Under L
Pinch Pleat Master
Multifunctional



BMAS209-WH Left
BMAS210-WH Right
Butt w/3 Snaps



BMAS401-WH Right
BMAS402-WH Left
Wheeled Butt Master

Other Components



RCARS60-WH 60% Fullness
RCARS80-WH 80% "
RCARS100-WH 100% "
RCARS120-WH 120% "
2 piece Connected Snap



RCARB60-WH 60% Fullness
RCARB80-WH 80% "
RCARB100-WH 100% "
RCARB120-WH 120% "
B/B Connected Snap



BCAR02-WH
Slim Ball Bearing



END307
End Lock




For batons see p.130

For more information visit www.angbejar.com

BUDAPEST COLLECTION

2" DECORATIVE OVAL RAIL



AVAILABLE FINISHES



BK
Black



BZ
Bronze



AL
Aluminum

PRODUCT INFORMATION

- Material: Aluminum
- Components materials: Aluminum/Steel
- Collection style: Modern/Contemporary
- Max length available in one piece: 196"
- Brackets: Recommended every 3-5 feet depending on fabric weight
- Can be corded
- Cannot be curved nor bent
- Splice not recommended for one-way draw

STYLES

- Pinch pleat
- Ripplefold*
- FlexWave

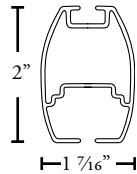
APPLICATIONS

- Center draw
- One-way draw
- Off-center draw

COMPONENTS




BUD850-XX
Budapest Rail 16'4"




Profile

Finial



BUD151-SS
Budapest End Cap


Brackets



BUD251-SS
Single Wall Bracket



BUD250-SS
Bracket Adaptor



BUD255-SS
Ceiling Bracket

Other Components



RCARS60-WH 60% Fullness
RCARS80-WH 80% "
RCARS100-WH 100% "
RCARS120-WH 120% "
2 piece Connected Snap




BCAR02-WH
Slim Ball Bearing



RMAS301-WH Over R
RMAS302-WH Under L
Ripplefold Master w/
Snaps and Adaptor



PMAS101-WH Over R
PMAS102-WH Under L
Pinch Pleat Master
Multifunctional



BUD601-SS
Decorative Splice




Scan to Share

For more information visit www.angbejar.com

DUBLIN COLLECTION

2" DECORATIVE C RAIL




AVAILABLE FINISHES



BK
Black



PC
Polished Chrome



BN
Brushed Nickel

PRODUCT INFORMATION

- Material: Aluminum
- Components material: Aluminum/Brass
- Collection style: Modern/Contemporary
- Max length available in one piece: 228"
- Brackets: Recommended every 3-5 feet depending on fabric weight
- Cannot be curved nor bent
- Splice not recommended for one-way draw

STYLES

- Pinch pleat
- Ripplefold*
- Cubicle
- FlexWave


APPLICATIONS

- Center draw
- One-way draw
- Off-center draw

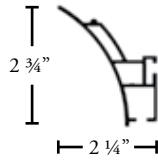


Scan to Share

COMPONENTS

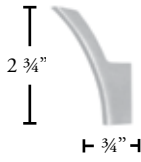


DUB838-XX
Dublin Rail 19.7'



Profile

Finial




DUB141-SS
End Cap Finial

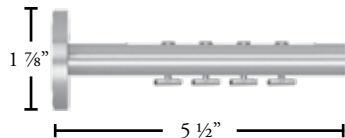
Brackets




DUB241-SS
Flush Ceiling Bracket




DUB242-SS
Wall Bracket




DUB243-SS
Multi Wall Bracket



DUB244-SS
Flush Ceiling Bracket



DUB251-SS
Bracket Extension



DUB253-SS
Bracket Extension



RMAS301-WH Over R
RMAS302-WH Under L
Ripplefold Master w/Snaps
and Adaptor



PMAS101-WH Over R
PMAS102-WH Under L
Pinch Pleat Master
Multifunctional



BMAS209-WH Left
BMAS210-WH Right
Butt w/3 Snaps

Other Components



DUB601-SB
Rail Connector



BCAR02-WH
Slim Ball Bearing



END306-WH
End Stop



RCARS60-WH 60% Fullness
RCARS80-WH 80% "
RCARS100-WH 100% "
RCARS120-WH 120% "
2 piece Connected Snap

For more information visit www.angbejar.com

GALWAY COLLECTION

1 ½" & 2 ¾" DECORATIVE OVAL RAIL



AVAILABLE FINISHES



BK
Black



PC
Polished Chrome



BN
Brushed Nickel

PRODUCT INFORMATION

- Material: Aluminum
- Components material: Brass
- Collection style: Modern/Contemporary
- Max length available in one piece: 228"
- Brackets: Recommended every 3-5 feet depending on fabric weight
- Cannot be curved nor bent
- Splice not recommended for one-way draw

STYLES

- Pinch pleat
- Ripplefold*
- Cubicle
- FlexWave

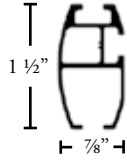
APPLICATIONS

- Center draw
- One-way draw
- Off-center draw

COMPONENTS



GAL840-XX
Galway 1 1/2" Oval Rail 19.7'



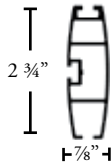
Profile



GAL141-SS
1 1/2" Sona End Cap
1/4" Projection



GAL870-XX
Galway 2 3/4" Oval Rail 19.7'




Profile




GAL171-SS
2 3/4" Sona End Cap
1/4" Projection


Brackets




GAL242-SS
Single Wall Bracket



GAL244-SS
Flush Ceiling Bracket



GAL251-SS
Bracket Extension



GAL253-SS
Bracket Extension



Scan to Share

For more information visit www.angbejar.com

VIENNA COLLECTION

2" & 2 3/4" DECORATIVE WOOD W/TRACK



AVAILABLE FINISHES




UN
Unfinished



WH
White




BK
Black



HZ
Hazel



HN
Honey



WL
Walnut



NT
Natural

PRODUCT INFORMATION

- Material: Aluminum/Wood
- Components materials: Wood/Plastic/Aluminum
- Collection style: Modern/Contemporary/Classic
- Max length available in one piece: 168"
- Brackets: Recommended every 3-5 feet depending on fabric weight
- Cannot be curved nor bent
- Splice not recommended

STYLES

- Pinch pleat
- Ripplefold*
- FlexWave

APPLICATIONS

- Center draw
- One-way draw
- Off-center draw

COMPONENTS

Finials




VIE855-XX
Vienna Smooth Pole



VIE857-XX
Vienna Reeded Pole



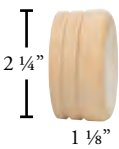
SMO161-XX
Smooth Ball Finial



RIN162-XX
Ringed Ball Finial



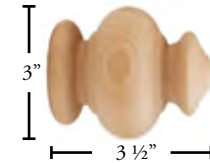
WIN163-XX
Windsor Finial



END151-XX
End Cap Finial



FLU152-XX
Fluted Ball Finial




ODI153-XX
Odiseia Finial




CAL154-XX
Calice Finial



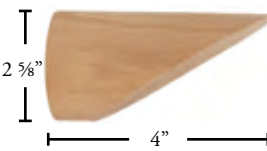
CAM155-XX
Campina Finial



COR156-XX
Corona Finial




COU157-XX
Country Finial



DEK158-XX
Deka Finial



BAS159-XX
Basic Finial



ZEN160-XX
Zenith Finial

• 2 3/4" available finials in Valencia Collection p.127



Scan to Share

For more information visit www.angbejar.com

VENECIA COLLECTION

2" & 2 3/4" DECORATIVE WOOD MOTORIZED



AVAILABLE FINISHES



UN
Unfinished



WH
White




BK
Black



HZ
Hazel



HN
Honey



WL
Walnut



NT
Natural

PRODUCT INFORMATION

- Material: Aluminum/Wood
- Components materials: Wood/Plastic/Aluminum
- Collection style: Modern/Contemporary/Classic
- Max length available in one piece: 168"
- Brackets: Recommended every 3-5 feet depending on fabric weight
- Cannot be curved nor bent
- Splice not recommended
- **2" available finials in Vienna Collection p.91**
- **2 3/4" available finials in Valencia Collection p.127**

STYLES

- Pinch pleat
- Ripplefold*
- FlexWave

APPLICATIONS

- Center draw
- One-way draw
- Off-center draw



VEN855-XX
Venecia Smooth Pole



VEN857-XX
Venecia Reeded Pole



Scan to Share

MOTORS



Specifications	S	M	I
Max Weight	100 lbs	160 lbs	55 lbs
Dimensions	2.76" x 1.97" x 7.5"	2.76" x 1.97" x 9.5"	2" x 3" x 12.25"
Warranty	10-Year Limited	10-Year Limited	10-Year Limited on Motor 2-Year Limited on Battery pack

Find more motor specifications in p. 20



Specifications	Ultra 35	Ultra 60	I-45
Max Weight	77 lbs	132 lbs	99 lbs
Dimensions	3.66" x 2.08" x 12.87"	3.66" x 2.08" x 12.87"	3.7" x 2.08" x 12.1"
Warranty	5-Year Limited	5-Year Limited	5 Year Limited on Motor 2-Year Limited on Battery

Find more motor specifications in p. 22



Specifications	D1	D3-W
Max Weight	75 lbs	50 lbs
Dimensions	1.625" x 1.625" x 15.25"	1.625" x 1.625" x 16.625"
Warranty	5-Year Limited	5-Year Limited on Motor 2-Year Limited on Battery

Find more motor specifications in p. 24

For more information visit www.angbejar.com



Decorative Pole Sets

Beautiful and affordable. With a wide variety of pole finishes, revitalizing the décor in any home or office has never been easier.

Our decorative pole sets are available in:

- Wood
- Aluminum
- Stainless steel
- Acrylic
- Wrought iron

From 3/4" in wrought iron and metal to 2 3/4" diameter in wood, AngBéjar carries hundreds of possibilities. All our collections can be customized to fit perfectly in your design. Need a 90" rod? We cut it to size. Need three extra rings? You got it. With AngBéjar, there is no need to absorb wholesale cost.

Our best seller ***Milan Collection*** comes in 14 different finishes and is exemplary of our exclusive European quality.

1 3/8" Decorative Pole - The Rio Collection. A popular addition to our decorative pole collections. Comes in 8 different finishes, including an acrylic option.


Our ***Beachfront Collection*** is a powder coated aluminum pole, making it weather resistant for great outdoor use.

Get the beauty and quality you want at an affordable price.

AngBéjar

MARSEILLE COLLECTION


1/2" DECORATIVE METAL



AVAILABLE FINISHES



PC
Polished Chrome



PB
Polished Brass




BZ
Bronze



GT
Graphite



PW
Pewter



SS
Stainless Steel



BK
Black

PRODUCT INFORMATION

- Material: Brass
- Components material: Brass
- Collection style: Modern/Contemporary/Classic
- Max length available in one piece: 196"
- Brackets: Recommended every 3-5 feet depending on fabric weight
- Cannot be curved nor bent
- Can be spliced with bracket

STYLES

- Decorative Rings
- Grommets
- Pocket



Scan to Share

COMPONENTS

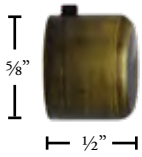


MAR812-XX
Marseille Smooth Pole




Profile


Finials




MAR111-XX
End Cap Finial



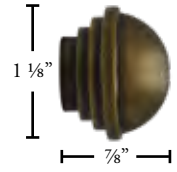
MAR112-XX
Pop Finial



MAR113-XX
Leo Finial



MAR114-XX
Bala Finial

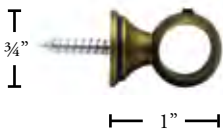


MAR115-XX
Domo Finial




MAR116-XX
Velate Finial


Brackets




MAR211-XX
Short Closed Bracket



MAR212-XX *
Long Closed Bracket




MAR213-XX
Modern Open Bracket



MAR216-XX
Inside Mount Bracket

Other Components



MAR312-XX
Ring w/Eyelet

* Can be cut down.

PARIS COLLECTION

3/4" DECORATIVE METAL



AVAILABLE FINISHES



PC
Polished Chrome



SN
Satin Nickel



SB
Satin Brass



BM
Bronze Matte

PRODUCT INFORMATION

- Material: Brass
- Components material: Brass
- Collection style: Modern/Contemporary/Classic
- Max length available in one piece: 192"
- Brackets: Recommended every 3-5 feet depending on fabric weight
- Cannot be curved nor bent
- Can be spliced with bracket

STYLES

- Decorative Rings
- Grommets
- Pocket



Scan to Share

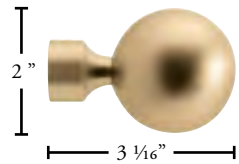
COMPONENTS



PAR820-XX
Paris Smooth Pole 16'4"

Profile

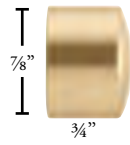
Finials



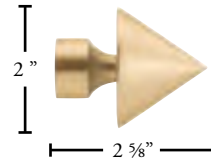
PAR124-XX
Alassio Finial



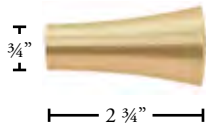
PAR127-XX
Alea Finial



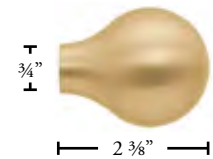
PAR121-XX
End Cap Finial



PAR122-XX
Riva Finial




PAR126-XX
Selva Finial




PAR127-XX
Gota Finial

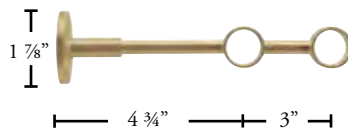
Brackets



PAR226-XX
Inside Mount Bracket

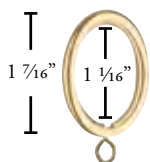


PAR221-XX
Single Bracket



PAR223-XX
Double Bracket

Other Components



PAR320-XX
Ring w/Eyelet



PAR410-XX
Swivel Elbow




PAR601
Splice


For more information visit www.angbejar.com

WESTPORT COLLECTION

1 1/8" DECORATIVE METAL



AVAILABLE FINISHES



WH
White

CH
Chrome

BK
Black

SS
Stainless Steel

SN
Satin Nickel

SG
Satin Gold

AB
Antique Brass

BZ
Bronze

†WL
Walnut

†OA
Oak

PRODUCT INFORMATION

- Material: Steel
- Collection style: Modern/Contemporary/Classic
- Max length available in one piece: 118"
- Brackets: Recommended every 4-6 feet depending on fabric weight
- Cannot be curved nor bent
- Can be spliced with bracket

STYLES

- Decorative Rings
- Grommets
- Pocket



Scan to Share

† Pole Only

COMPONENTS


Finials



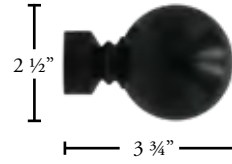
WES828-XX
Westport Smooth Pole




Profile



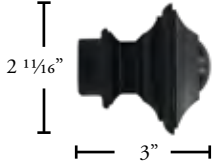
WES121-XX
End Cap Finial



WES122-XX
Lazio Ball Finial




WES123-XX
Westin Finial



WES124-XX
Zeus Finial



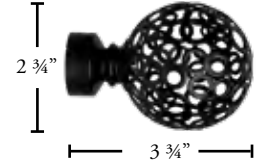
WES125-XX
Aspen Finial




WES126-XX
Naxos Finial




WES128-XX
Dixon Finial




WES129-XX
Moxy Finial



WES130-XX
Huff Finial

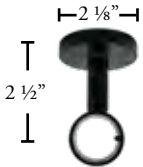


WES131-XX
Cielo Finial

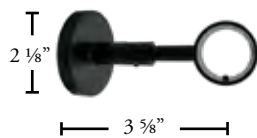


WES132-XX
Hera Finial

Brackets



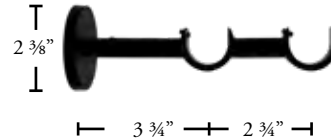
WES221-XX
Closed Ceiling Bracket



WES222-XX
Closed Wall Bracket

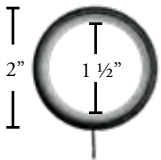


WES240-XX
Return Bracket

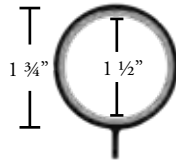


WES223-XX
Open Double Wall Bracket

Other Components



WES328-XX
Ring w/Eyelet



WES335-XX
Flat Ring



WES601
Splice

For more information visit www.angbejar.com

LONDON COLLECTION

1 1/8" DECORATIVE METAL



AVAILABLE FINISHES



PC
Polished Chrome



SN
Satin Nickel



SB
Satin Brass



BM
Bronze Matte



BK
Black



Scan to Share

PRODUCT INFORMATION

- Material: Brass
- Components material: Brass
- Collection style: Modern/Contemporary/Classic
- Max length available in one piece: 192"
- Brackets: Recommended every 3-5 feet depending on fabric weight
- Cannot be curved nor bent
- Can be spliced with bracket

STYLES

- Decorative Rings
- Grommets
- Pocket



COMPONENTS

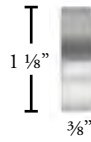


LON828-XX
London Smooth Pole 16'4"

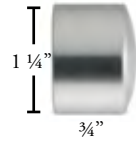


Profile


Finials




LON125-XX
Alea Finia




LON121-XX
End Cap Finial




LON133-XX
Terra Finial



LON134-XX
Tahoe Finial



LON135-XX
Zena Finial




LON136-XX
Edil Finial



LON131-XX
Ardea Finial
LON132-XX
Socket for Ardea Finial


Brackets




LON124-XX
Allassio Finial




LON127-XX
Napoli Finial



LON126-XX
Verona Finial



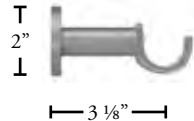
LON123-XX
Pescara Finial




LON226-XX
Inside Mount Bracket




LON240-XX
French Return Bracket



LON229-XX
Support Bracket for French Return

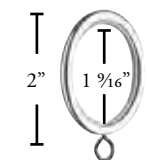


LON221-XX
Single Bracket

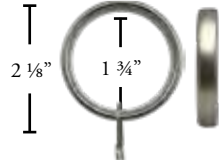


LON223-XX
Double Bracket

Other Components



LON330-XX
Ring w/Eyelet



LON340-XX
Modern Ring w/Eyelet



LON410-XX
Swivel Elbow




LON601
Splice

For more information visit www.angbejar.com

MILAN COLLECTION

1 3/16" DECORATIVE METAL



AVAILABLE FINISHES



ACRYLIC POLE



PRODUCT INFORMATION

- Material: Brass/Steel
- Components materials: Brass/Steel
- Collection style: Modern/Contemporary/Classic
- Max length available in one piece: 192"
- Brackets: Recommended every 3-5 feet depending on fabric weight
- Cannot be curved nor bent
- Can be spliced with bracket

STYLES

- Decorative Rings
- Grommets
- Pocket



Scan to Share

COMPONENTS

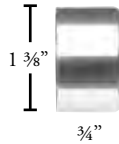
Finials




MIL830-XX
Milan Metal Pole 16'




Profile



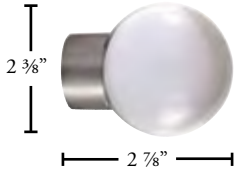
MIL131-XX
End Cap Finial




MIL133-XX
Cilindro Finial




MIL134-XX
Inca Finial




MIL152-XX
Acrylic Ball Finial
*Not available in all finishes



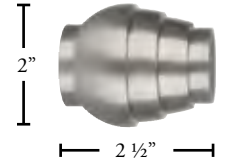
MIL136-XX
Velate Finial



MIL135-XX
Slant Finial

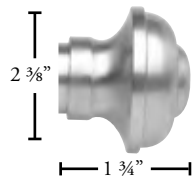


MIL150-XX
Block Finial



MIL151-XX
Tier Finial

Brackets




MIL132-XX
Toscana Finial



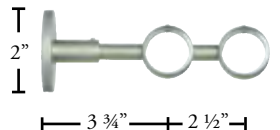
MIL153-XX
Gatsby Finial




MIL231-XX
Closed Ceiling Bracket




MIL232-XX
Closed Wall Bracket



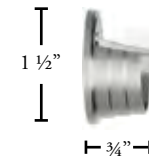
MIL235-XX
Double Closed Bracket



MIL234-XX
Closed Extended Bracket



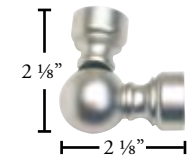
MIL233-XX
Open Wall Bracket



MIL236-XX
Open Inside Mount Bracket



MIL240-XX
French Return Bracket



MIL410
Swivel Corner Connector

Other Components



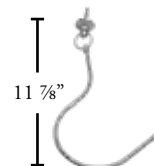
MIL300-XX
Plastic Lined Hollow Ring



MIL350-XX
Flat Ring



MIL601
Pole Splice



For holdbacks see p. 132




For batons see p. 131

*Only available in PC and AB finishes


For more information visit www.angbejar.com

PRAHA COLLECTION

1 3/16" DECORATIVE STEEL



AVAILABLE FINISH



SS
Stainless Steel

ACRYLIC POLE



CL
Clear

ACR830-CL
Smooth Clear
Acrylic Pole 19'

PRODUCT INFORMATION

- Pole Material: Stainless Steel A304 quality
- Components material: Steel
- Collection style: Modern/Contemporary
- Max length available in one piece: 228"
- Brackets: Recommended every 3-5 feet depending on fabric weight
- Cannot be curved nor bent
- Can be spliced with bracket
- Not recommended for outdoors

STYLES

- Decorative Rings
- Grommets
- Pocket



Scan to Share

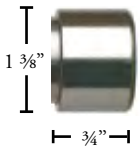
COMPONENTS




PRA830-SS
Praha Stainless Steel Pole
19' Quality: A304

Profile


Finials




PRA131-SS
End Cap Finial




PRA132-XX
Round Brown (BR)
Round Black (BK)




PRA133-XX
Square Brown (BR)
Square Black (BK)




PRA134-SS
Delta Finial




PRA135-SS
Sydney Finial




PRA136-SS
Pop Finial




PRA137-SS
Inca Finial




PRA138-SS
Velate Finial




PRA139-SS
Nova Finial




PRA150-SS
Acrylic Ball Finial




PRA140-SS
Yale Finial



PRA141-SS
Lazio Finial




PRA142-SS
Maya Finial




PRA143-SS
Niza Finial




PRA144-SS
Mila Finial



PRA145-SS
Elsa Finial



PRA146-SS
Hex Finial

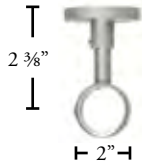


PRA147-SS
Edin Finial


For more information visit www.angbejar.com

COMPONENTS


Brackets




PRA231-SS
Closed Ceiling Bracket




PRA232-SS
Closed Wall Bracket



PRA233-SS
Open Bracket




PRA237-SS
Cylinder Wall Bracket




PRA238
Double Cylinder Brackets



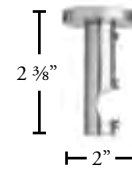
PRA236-SS
Open Inside Mount Bracket



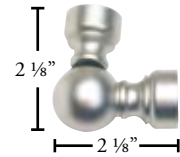
PRA234-SS
Extended Closed Wall Bracket



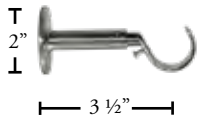
PRA235-SS
Double Closed Wall Bracket



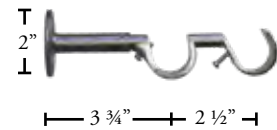
PRA239-SS
Cylinder Ceiling Bracket



PRA410-SS
Swivel Corner Connector



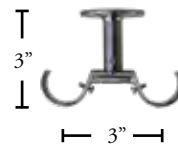
PRA240-SS
Juve Single Wall Bracket
Adjustable to 5 1/2"



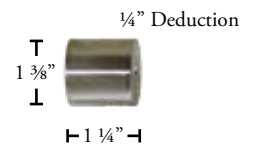
PRA241-SS
Juve Double Wall Bracket
Adjustable to 5 1/4"



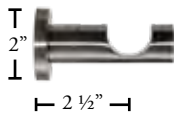
PRA242-SS
Juve Ceiling Bracket




PRA243-SS
Juve Double Ceiling Bracket



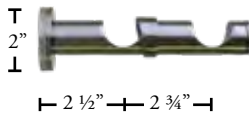
PRA244-SS
Closed Recess Bracket



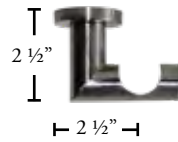
PRA245-SS
Nox Short Single Bracket



PRA246-SS
Nox Long Single Bracket



PRA247-SS
Nox Double Wall Bracket

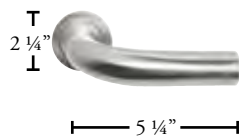


PRA248-SS
Nox Single Ceiling Bracket

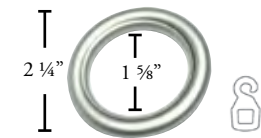


PRA249-SS
Nox Double Ceiling Bracket

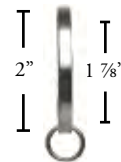
Other Components



PRA250-XX
French Return Bracket



PRA300-SS
Plastic Lined Hollow Ring



PRA350-SS
Flat Ring



PRA601
Pole Splice

MBA240-SS
Round Baton 40"
MBA340-SS
Square Baton 40"

See more baton options p.131




FRANKFURT COLLECTION

2" DECORATIVE METAL



AVAILABLE FINISH



COMPONENTS




FRA850-XX
Frankfurt Smooth Pole



Profile

Finials



FRA151-XX
End Cap Finial



FRA152-XX
Ball Finial


Brackets



FRA253-XX
Wall Bracket



FRA255-XX
Ceiling Bracket



FRA259-XX
Recess Bracket

Other Components



FRA350-XX
Plastic Lined Ring



FRA601
Pole Splice

PRODUCT INFORMATION

- Material: Steel
- Components material: Steel
- Collection style: Modern/Contemporary/Classic
- Max length available in one piece: 137"
- Brackets: Recommended every 3-5 feet depending on fabric weight
- Cannot be curved nor bent
- Can be spliced with bracket

STYLES

- Decorative Rings
- Grommets
- Pocket



Scan to Share

For more information visit www.angbejar.com



RIO COLLECTION

1 3/8" DECORATIVE METAL



AVAILABLE FINISHES



PC
Polished Chrome



BK
Black




BZ
Bronze




SB
Satin Brass



AB
Antique Brass



SN
Satin Nickel



BN
Brushed Nickel



WH
White

ACRYLIC POLE



ACR835-CL
Smooth Clear
Acrylic Pole

CL
Clear

PRODUCT INFORMATION

- Material: Steel
- Components material: Steel
- Collection style: Modern/Contemporary/Classic
- Max length available in one piece: 118"
- Brackets: Recommended every 3-5 feet depending on fabric weight
- Cannot be curved nor bent
- Can be spliced with joining bracket

STYLES

- Decorative Rings
- Grommets
- Pocket



Scan to Share

COMPONENTS

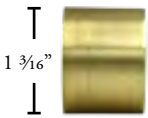


RIO835-XX
Rio Pole 10'




Profile

Finials



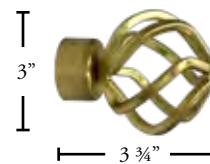
RIO131-XX
Encap Finial



RIO132-XX
Lazio Ball Finial



RIO133-XX
Rey Finial




RIO134-XX
Cela Finial




RIO135-XX
Sphere Finial

Brackets

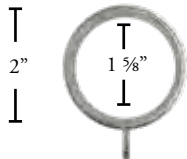


RIO232-XX
Open Bracket



RIO233-XX
Closed Bracket

Other Components



RIO335-XX
Flat Ring



RIO336-XX
Slim Round Ring



RIO601-XX
Pole Splice




For batons see p. 131

OSLO COLLECTION

1 3/8" ACRYLIC POLE



AVAILABLE FINISHES



PC Polished Chrome PB Polished Brass GT Graphite

PRODUCT INFORMATION

- Material: Acrylic/Steel
- Components materials: Acrylic/Steel
- Collection style: Modern/Contemporary/Classic
- Max length available in one piece: 228"
- Brackets: Recommended every 3-5 feet depending on fabric weight
- Cannot be curved nor bent
- Can be spliced with joining bracket

STYLES

- Decorative Rings
- Grommets
- Pocket

Important Note:

Lighter weight fabric is recommended and extra brackets might be needed.

COMPONENTS

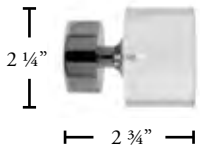


OSL835-XX
Oslo Acrylic Pole 10'



Profile

Finials



OSL131-XX
Pilbox Finial

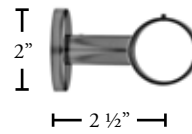


OSL132-XX
Sphere Finial

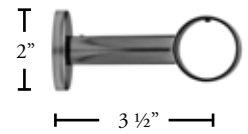


OSL133-XX
Cylinder Finial

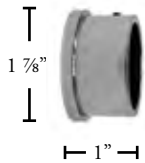
Brackets




OSL233-XX
Closed Bracket




OSL234-XX
Extended Closed Bracket



OSL236-XX
Recess Wall Bracket

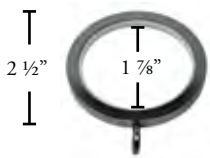


OSL231-XX
Cylinder Bracket



OSL232-XX
Extended Cylinder Bracket

Other Components



OSL335-XX
Metal Ring w/Eyelet



OSL635-XX
Decorative Splice



For batons see p. 131



Scan to Share

For more information visit www.angbejar.com

ESSEN COLLECTION


3/4" DECORATIVE WROUGHT IRON



AVAILABLE FINISHES



BS
Black Silver



GC
Grey Copper



SG
Sand Gold



RS
Rust



GR
Graphite Rust



BK
Black



BR
Black Brown

PRODUCT INFORMATION

- Material: Wrought Iron/Steel
- Components material: Wrought Iron/Steel
- Collection style: Classic
- Max length available in one piece: 156"
- Brackets: Recommended every 3-5 feet depending on fabric weight
- Cannot be curved nor bent
- Can be spliced with bracket

STYLES

- Decorative Rings
- Grommets
- Pocket



Scan to Share

COMPONENTS


Finials




ESS820-XX
Essen Wrought Iron Pole




Profile



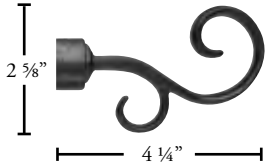
ESS121-XX
End Cap Finial



ESS124-XX
Berry Finial



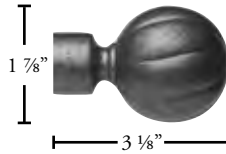
ESS125-XX
Caracola Finial



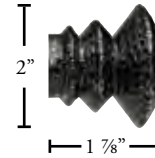
ESS126-XX
Troia Finial



ESS127-XX
Marte Finial



ESS122-XX
Bola Finial



ESS123-XX
Everest Finial

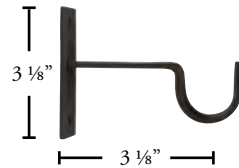
Brackets



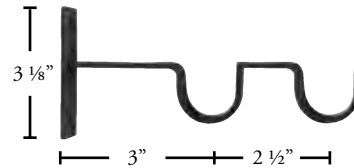
ESS221-XX
Lateral Bracket



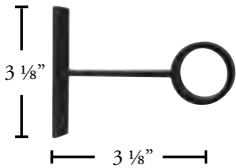
ESS222-XX
Ceiling Bracket



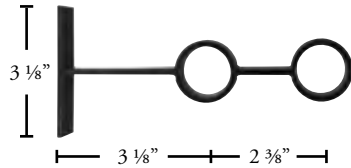
ESS223-XX
York Single Open Bracket



ESS224-XX
York Double Open Bracket



ESS225-XX
York Single Closed Bracket




ESS226-XX
York Double Closed Bracket

Other Components



ESS410-XX
Swivel Corner Connector



ESS320-XX
Smooth Ring



ESS601
Pole Splice



For batons see p.131

For more information visit www.angbejar.com

TORINO COLLECTION

1 3/16" DECORATIVE WROUGHT IRON




AVAILABLE FINISHES



BS

Black Silver



GC

Grey Copper



SG

Sand Gold



RS

Rust




GR

Graphite Rust



BK

Black



BR

Black Brown



Scan to Share

PRODUCT INFORMATION

- Material: Wrought Iron/Steel
- Components material: Wrought Iron/Steel
- Collection style: Classic
- Max length available in one piece: 156"
- Brackets: Recommended every 4-6 feet depending on fabric weight
- Cannot be curved nor bent
- Can be spliced with bracket

STYLES

- Decorative Rings
- Grommets
- Pocket



COMPONENTS


Finials




TOR830-XX
Torino Wrought Iron Pole




Profile



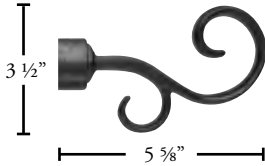
TOR131-XX
End Cap Finial



TOR134-XX
Berry Finial



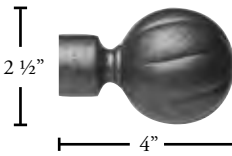
TOR135-XX
Caracola Finial



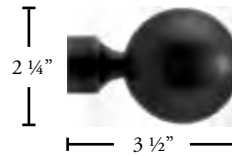
TOR136-XX
Troia Finial



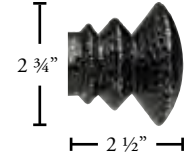
TOR137-XX
Marte Finial



TOR132-XX
Bola Finial

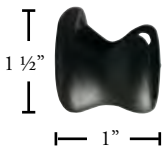


TOR138-XX
Smooth Ball Finial



TOR133-XX
Everest Finial

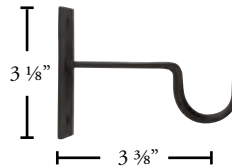
Brackets



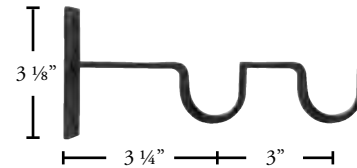
TOR231-XX
Lateral Bracket




TOR232-XX
Ceiling Bracket



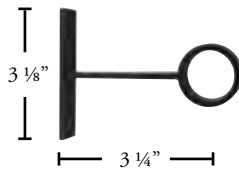
TOR233-XX
York Single Open Bracket



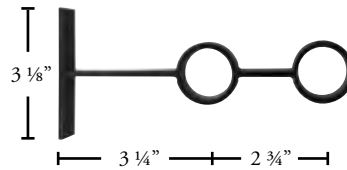
TOR234-XX
York Double Open Bracket



TOR240-XX
French Return Bracket



TOR235-XX
York Single Closed Bracket

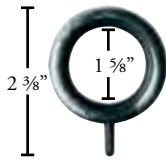


TOR236-XX
York Double Closed Bracket

Other Components



TOR410-XX
Swivel Corner Connector



TOR330-XX
Smooth Ring



TOR601
Pole Splice



For batons see p. 131

For more information visit www.angbejar.com

BEACHFRONT COLLECTION

1 1/8" OUTDOOR DECORATIVE METAL



AVAILABLE FINISHES



BK
Black



BZ
Bronze



WH
White



SS
Stainless Steel

PRODUCT INFORMATION

- Material: Aluminum
- Components material: Powder Coated Steel
- Collection style: Modern/Contemporary/Classic
- Max length available in one piece: 240"
- Brackets: Recommended every 3-5 feet depending on fabric weight
- Cannot be curved nor bent
- Can be spliced with bracket

STYLES

- Decorative Rings
- Grommets
- Pocket



Scan to Share

COMPONENTS



BEA828-XX
Beachfront Pole 20'

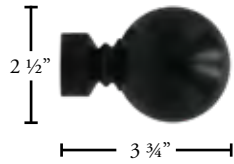


Profile

Finials

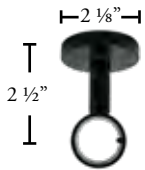


BEA121-XX
End Cap Finial

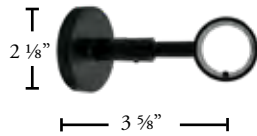


BEA122-XX
Lazio Finial

Brackets

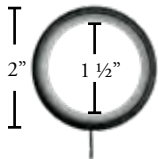


BEA221-XX
Closed Ceiling Bracket

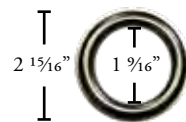


BEA222-XX
Closed Wall Bracket

Other Components



BEA328-XX
Ring w/Eyelet



BEA330-XX
#12 Grommet



BEA601
Splice

ROMA COLLECTION

1 3/8" DECORATIVE WOOD



AVAILABLE FINISHES



PRODUCT INFORMATION

- Material: Wood
- Components material: Wood
- Collection style: Modern/Contemporary/Classic
- Max length available in one piece: 156"
- Brackets: Recommended every 3-5 feet depending on fabric weight
- Cannot be curved nor bent
- Can be spliced with bracket

STYLES

- Rings
- Grommets
- Pocket



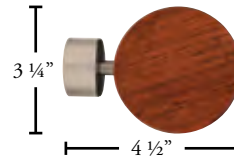
Scan to Share

COMPONENTS




ROM835-XX
Roma Smooth Wood Pole

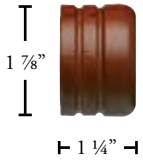
Finials



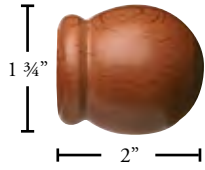
ROM141-XX
Redondo Finial



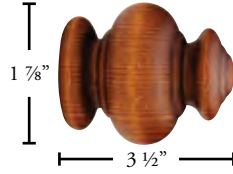
ROM142-XX
Mossa Finial



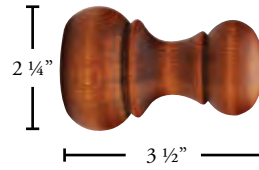
ROM131-XX
End Cap Finial



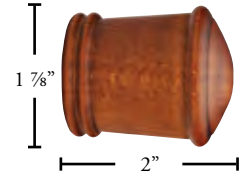
ROM132-XX
Bola Finial




ROM133-XX
Odiseia Finial



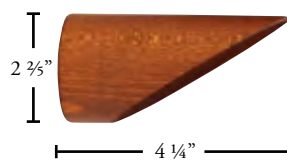
ROM135-XX
Campina Finial




ROM136-XX
Corona Finial




ROM137-XX
Country Finial



ROM138-XX
Deka Finial

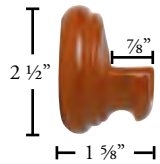


ROM139-XX
Basic Finial

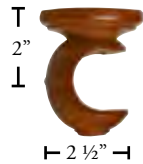


ROM140-XX
Zenith Finial

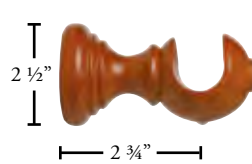
Brackets




ROM234-XX
Inside Mount Bracket



ROM233-XX
Ceiling Bracket

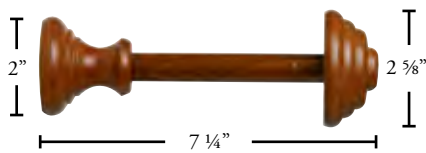


ROM232-XX
Classic Open Bracket

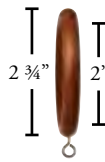


ROM231-XX
Cylinder Bracket

Other Components



WHB507-XX
Wood Holdback



ROM330-XX
Wood Ring w/ Eyelet



For batons see p.131

For more information visit www.angbejar.com

TOULOUSE COLLECTION

1 3/4" DECORATIVE WOOD



AVAILABLE FINISHES



PRODUCT INFORMATION

- Material: Wood
- Components material: Wood
- Collection style: Modern/Contemporary/Classic
- Max length available in one piece: 96"
- Brackets: Recommended every 3-5 feet depending on fabric weight
- Cannot be curved nor bent
- Can be spliced with bracket

STYLES

- Rings
- Grommets
- Pocket



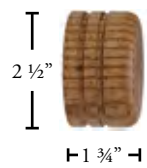
Scan to Share

COMPONENTS



TOU835-XX
Smooth Wood Pole

Finials



TOU131-XX
End Cap Finial




TOU132-XX
Smooth Ball Finial



TOU133-XX
Ringed Ball Finial



TOU134-XX
Granada Finial

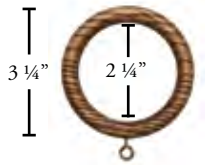


TOU135-XX
Castell Finial

Bracket & Ring



TOU234-XX
Wood Wall Bracket



TOU333-XX
Wood Ring




For more information visit www.angbejar.com

MADRID COLLECTION

2" DECORATIVE WOOD



AVAILABLE FINISHES



PRODUCT INFORMATION

- Material: Wood
- Components material: Wood
- Collection style: Modern/Contemporary/Classic
- Max length available in one piece: 168"
- Brackets: Recommended every 4-6 feet depending on fabric weight
- Cannot be curved nor bent
- Can be spliced with bracket

STYLES

- Rings
- Grommets
- Pocket



Scan to Share

COMPONENTS

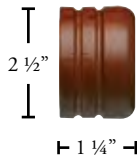
Finials



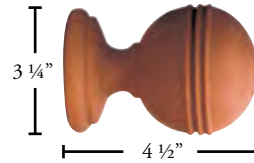
MAD850-XX
Madrid Smooth Pole



MAD851-XX
Madrid Reeded Pole



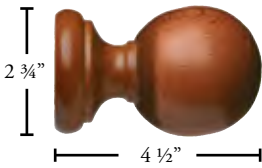
END151-XX
End Cap Finial



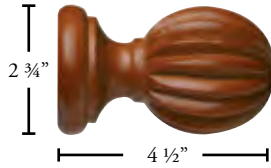
RIN162-XX
Ringed Ball Finial



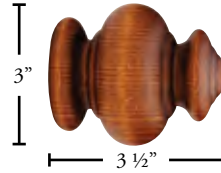
WIN163-XX
Windsor Finial



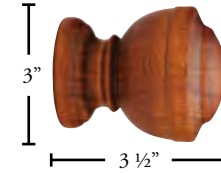
SMO161-XX
Smooth Ball Finial



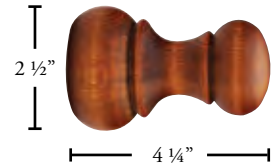
FLU152-XX
Fluted Ball Finial




ODI153-XX
Odiseia Finial



CAL154-XX
Calice Finial



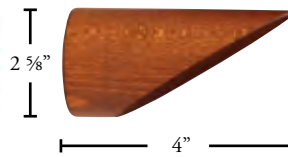
CAM155-XX
Campina Finial




COR156-XX
Corona Finial



TUD165-XX
Tudor Finial



DEK158-XX
Deka Finial

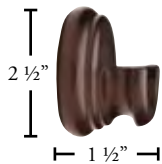


BAS159-XX
Basic Finial

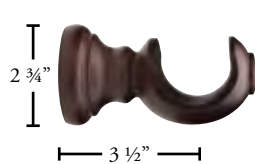


TRA164-XX
Traditional Finial

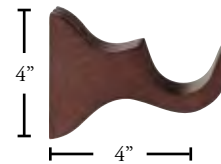
Brackets



MAD254-XX
Inside Mount Bracket



MAD253-XX
Euro Wood Bracket

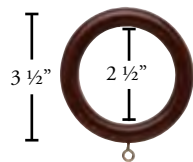


MAD251-XX
Wood Bracket



MAD252-XX
Extended Wood Bracket

Other Components



MAD350-XX
Wood Ring w/ Eyelet



WHB504-UN
Rosette Shield



For batons see p.131

For more information visit www.angbejar.com

VALENCIA COLLECTION

2 3/4" DECORATIVE WOOD



AVAILABLE COLOR



UN
Unfinished


CUSTOM FINISHES*



WH
White




BK
Black



HZ
Hazel



HN
Honey



WL
Walnut



NT
Natural

PRODUCT INFORMATION

- Material: Wood
- Components material: Wood
- Collection style: Classic
- Max length available in one piece: 156"
- Brackets: Recommended every 3-5 feet depending on fabric weight
- Cannot be curved nor bent
- Can be spliced with bracket

STYLES

- Rings
- Grommets
- Pocket



Scan to Share

*Custom finishes available at an additional cost. Call for a quote.

COMPONENTS




VAL870-XX
Valencia Smooth Pole



VAL871-XX
Valencia Reeded Pole


Finials



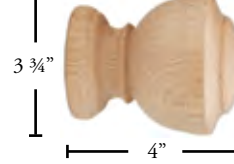
END171-XX
End Cap Finial



FLU172-XX
Fluted Ball Finial




ODI173-XX
Odiseia Finial




CAL174-XX
Calice Finial




CAM175-XX
Campina Finial




COR176-XX
Corona Finial




COU177-XX
Country Finial




DEK178-XX
Deka Finial




BAS179-XX
Basic Finial



ZEN180-XX
Zenith Finial




SMO181-XX
Smooth Ball Finial




RIN182-XX
Ringed Ball Finial



WIN183-XX
Windsor Finial



TRA184-XX
Traditional Finial




TUD185-XX
Tudor Finial

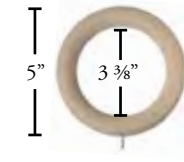
Brackets & Other Components



VAL271-XX
Wood Bracket



VAL274-XX
Mount Bracket



VAL370-XX
Wood Ring w/eyelet



For holdbacks see p. 132



For batons see p.131

For more information visit www.angbejar.com



Other Products & Services

Get what you need, when you need it. In addition to our wide range of drapery hardware tracks, rails, and pole sets, we offer a great selection of regular batons, decorative batons, holdbacks, and tiebacks to complete your design.

- Batons – Available in a variety of styles and materials including fiberglass, acrylic, aluminum, wood, metal, and wrought iron. We also carry fiberglass and acrylic ADA batons.
- Holdbacks – Available in eight styles. Individually sold or in bulk.
- Tiebacks – Our line of Italian tiebacks uses magnets to hold the drapery. There is no need to drill holes in the walls. Our decorative magnetic tiebacks come in six styles and multiple color options.
- *Decorative Acrylic Batons* in 7 different finishes.
- Other workroom supplies are also available for purchase. No need to order in bulk. AngBéjar has you covered.

AngBéjar

BATONS

ACRYLIC & FIBERGLASS



1/2" Acrylic Baton with Snap

- ABA36S-CL (36")**
- ABA48S-CL (48")**
- ABA60S-CL (60")**
- ABA72S-CL (72")**

1/2" Acrylic Baton with Adaptor

- ABA36A-CL (36")**
- ABA48A-CL (48")**
- ABA60A-CL (60")**
- ABA72A-CL (72")**



1/2" Acrylic Fluted Baton with Snap

- FABA36S-CL (36")**
- FABA48S-CL (48")**
- FABA60S-CL (60")**
- FABA72S-CL (72")**

1/2" Acrylic Fluted Baton with Adaptor

- FABA36A-CL (36")**
- FABA48A-CL (48")**
- FABA60A-CL (60")**
- FABA72A-CL (72")**



ADA Acrylic Baton with Adaptor

- ADA48A-CL (48")**
- ADA60A-CL (60")**
- ADA72A-CL (72")**



ADA Fiberglass Baton with Adaptor

- FADA48A-WH (48")**
- FADA60A-WH (60")**
- FADA72A-WH (72")**
- FADA84A-WH (84")**



1/2" Aluminum Heavy Duty Baton

- MBA36S-XX (36")**
- MBA48S-XX (48")**
- MBA60S-XX (60")**
- MBA72S-XX (72")**
- MBA84S-XX (84")**
- MBA96S-XX (96")**

Available Colors



3/8" Fiberglass Baton with Snap

- FBA30S-WH (30")**
- FBA36S-WH (36")**
- FBA48S-WH (48")**
- FBA60S-WH (60")**
- FBA72S-WH (72")**
- FBA84S-WH (84")**
- FBA96S-WH (96")**

3/8" Fiberglass Baton with Adaptor

- FBA30A-WH (30")**
- FBA36A-WH (36")**
- FBA48A-WH (48")**
- FBA60A-WH (60")**
- FBA72A-WH (72")**
- FBA84A-WH (84")**
- FBA96A-WH (96")**



Scan to Share




METAL BATONS



Metal Baton 40''
MBA140-XX

Available Finishes



Round Metal Baton
Stainless Steel 40''
MBA240-SS

Square Metal Baton
Stainless Steel 40''
MBA340-SS

Available Finishes




Wrought Iron Baton
40''
IBA440-XX

Available Finishes



Slim Metal Baton
MBA736-XX (36'')
MBA748-XX (48'')
MBA760-XX (60'')
MBA772-XX (72'')

Available Finishes



Aluminum Baton
with Snap or Adaptor

ALB36S-XX (36'')
ALB36A-XX (36'')
ALB48S-XX (48'')
ALB48A-XX (48'')

Available Colors



DECORATIVE ACRYLIC



Decorative Acrylic
Baton

DAB36S-XX (36'')
DAB36A-XX (36'')
DAB48S-XX (48'')
DAB48A-XX (48'')
DAB60S-XX (60'')
DAB60A-XX (60'')
DAB72S-XX (72'')
DAB72A-XX (72'')

Available Finishes



WOOD BATONS



Wood Baton 40''
WBA540-XX

Available Finishes



Wood Baton 40''
WBA640-XX

Available Finishes



For more information visit www.angbejar.com

HOLDBACKS

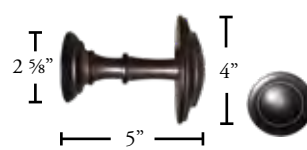
WOOD HOLDBACKS



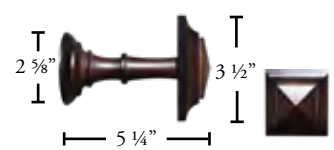
WHB507-XX
Wood Holdback



WHB504-UN
Rosetta Shield



WHB505-XX
Round Wood Holdback



WHB506-XX
Square Wood Holdback

AVAILABLE FINISHES



UN
Unfinished



WH
White




BK
Black



HZ
Hazel



HN
Honey

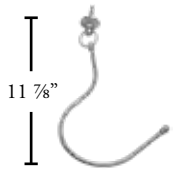


WL
Walnut




NT
Natural


METAL HOLDBACKS



MHB512-XX
Swing Holdback



MHB511-XX
Cylinder Holdback




MHB510-XX
Ball Holdback



MHB513-XX
Flat Holdback
*Not available in GT finish

AVAILABLE FINISHES



SN



SS



PC



GT



BK



BZ




SB



Scan to Share


TIEBACKS

MAGNETIC TIEBACKS




TIE520-XX
Donato Tieback

Available Finishes




TIE521-XX
Lia Tieback

Available Finishes




TIE522-XX
Dante Tieback

Available Finishes




TIE523-XX
Ofir Tieback

Available Finishes





TIE524-XX
Elia Tieback

Available Finishes



TIE525-XX
Ava Tieback

Available Finishes



For more information visit www.angbejar.com

SNAP TAPE



RSTP03-WH
1" Ripplefold* Snap Tape
4 1/4" OC spacing



RSTP01-BK
1" Ripplefold Snap Tape
4 1/4" OC spacing




RSTP01-CL
1" Ripplefold Snap Tape
4 1/4" OC spacing



RSTP07-WH
Accordiafold Snap Tape
7 1/2" OC spacing

RSTP08-WH
Accordiafold Snap Tape
8 1/2" OC spacing

RSTP10-WH
Accordiafold Snap Tape
10" OC spacing



STI09-WH
Stiffener LG



STI01-WH
Small Stiffener for sheers




FWT36-CL
FlexWave Tape




FWP37-WH
FlexWave Pendant for
Ripplefold Carriers



FWH38-WH
FlexWave Hook



RSTP04-CL
4" Translucent Ripplefold
Snap Tape



RSTP02-CL
2" Translucent Ripplefold
Snap Tape



BWE05-WH
Braided Lead
Weight Roll 5/32"



*Ripplefold is a trademark of Kirsch

GROMMETS



GROM12-XX
Grommet #12
Inside Diameter - 1 9/16"

GROM15-XX
Grommet #15
Inside Diameter - 2"



SB
Satin Brass



AB
Antique Brass



BZ
Bronze



BK
Black



GT
Graphite



SN
Satin Nickel






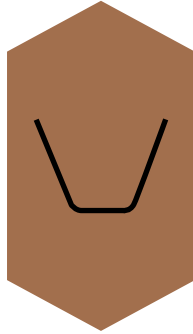
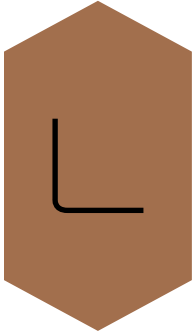
CR
Chrome



SS
Stainless Steel

For more information visit www.angbejar.com

CURVES & BENDS



TRACK SYSTEMS

- B3 Series p.4
- D3 Series p.6
- B9 Series p.8
- C6 Series p.16
- M6FX Series p.20
- M6SX Series p.22
- M6DX Series p.24

DECORATIVE RAILS

- Urban Collection p. 42
- Amsterdam Collection p.44
- Barcelona Collection p.46
- Munich Collection* p.48
- Lyon Collection* p.50
- Berlin Collection* p.52
- Seine Collection p.54

Template is required. Additional crating charges may apply. Discounts may not apply. Call for a quote.

*Polished Chrome finish excluded.

RIPPLEFOLD CARRIER COUNT

60% Fullness - 2⁵/₈" spacing

Track size	14 - 19	20 - 24	25 - 30	31 - 35	36 - 40	41 - 45	46 - 51	52 - 56	57 - 61	62 - 66
# Carriers	8	10	12	14	16	18	20	22	24	26
67 - 72	73 - 77	78 - 82	83 - 87	88 - 93	94 - 98	99 - 103	104 - 108	109 - 114	115 - 119	120 - 124
28	30	32	34	36	38	40	42	44	46	48
125 - 129	130 - 135	136 - 140	141 - 145	146 - 150	151 - 156	157 - 161	162 - 166	167 - 171	172 - 176	177 - 182
50	52	54	56	58	60	62	64	66	68	70
183 - 187	188 - 192	193 - 197	198 - 203	204 - 208	209 - 214	215 - 219	220 - 224	225 - 229	230 - 235	236 - 240
72	74	76	78	80	82	84	86	88	90	92

80% Fullness - 2³/₈" spacing

Track size	14 - 17	18 - 22	23 - 27	28 - 32	33 - 36	37 - 41	42 - 46	47 - 51	52 - 55	56 - 60
# Carriers	8	10	12	14	16	18	20	22	24	26
61 - 65	66 - 70	71 - 74	75 - 79	80 - 84	85 - 89	90 - 93	94 - 98	99 - 103	104 - 108	109 - 112
28	30	32	34	36	38	40	42	44	46	48
113 - 117	118 - 122	123 - 127	128 - 131	132 - 136	137 - 141	142 - 146	147 - 150	151 - 155	156 - 160	161 - 165
50	52	54	56	58	60	62	64	66	68	70
166 - 169	170 - 174	175 - 179	180 - 184	185 - 188	189 - 193	194 - 198	199 - 203	204 - 208	209 - 212	213 - 217
72	74	76	78	80	82	84	86	88	90	92

100% Fullness - 2¹/₈" spacing

Track size	12 - 16	17 - 20	21 - 24	25 - 28	29 - 32	33 - 37	38 - 41	42 - 45	46 - 50	51 - 54
# Carriers	8	10	12	14	16	18	20	22	24	26
55 - 58	59 - 62	63 - 66	67 - 71	72 - 75	76 - 79	80 - 84	85 - 88	89 - 92	93 - 96	97 - 101
28	30	32	34	36	38	40	42	44	46	48
102 - 105	106 - 109	110 - 113	114 - 118	119 - 122	123 - 126	127 - 130	131 - 136	137 - 139	140 - 143	144 - 147
50	52	54	56	58	60	62	64	66	68	70
148 - 152	153 - 156	157 - 160	161 - 164	165 - 168	169 - 173	174 - 177	178 - 181	182 - 186	187 - 190	191 - 194
72	74	76	78	80	82	84	86	88	90	92

120% Fullness - 1⁷/₈" spacing

Track size	11 - 14	15 - 18	19 - 21	22 - 25	26 - 29	30 - 33	34 - 36	37 - 40	41 - 44	45 - 48
# Carriers	8	10	12	14	16	18	20	22	24	26
49 - 51	52 - 55	56 - 59	60 - 63	64 - 66	67 - 70	71 - 74	75 - 78	79 - 81	82 - 85	86 - 89
28	30	32	34	36	38	40	42	44	46	48
90 - 93	94 - 96	97 - 100	101 - 104	105 - 108	109 - 111	112 - 115	116 - 119	120 - 123	124 - 126	127 - 130
50	52	54	56	58	60	62	64	66	68	70
131 - 134	135 - 138	139 - 141	142 - 145	146 - 149	150 - 153	154 - 156	157 - 160	161 - 164	165 - 168	169 - 171
72	74	76	78	80	82	84	86	88	90	92

* All track sizes are in inches. Count does not include masters.

** For stack back multiply number of carriers x 0.55

For more information visit www.angbejar.com



Ang Béjar
DRAPERY HARDWARE

 **340 N Erwin St.
Cartersville, GA
30120**

 **P. 678.721.1985
F. 678.721.1982**

 **info@angbejar.com**

 **www.angbejar.com**